



Home-learning
Tuesday
30th June 2020





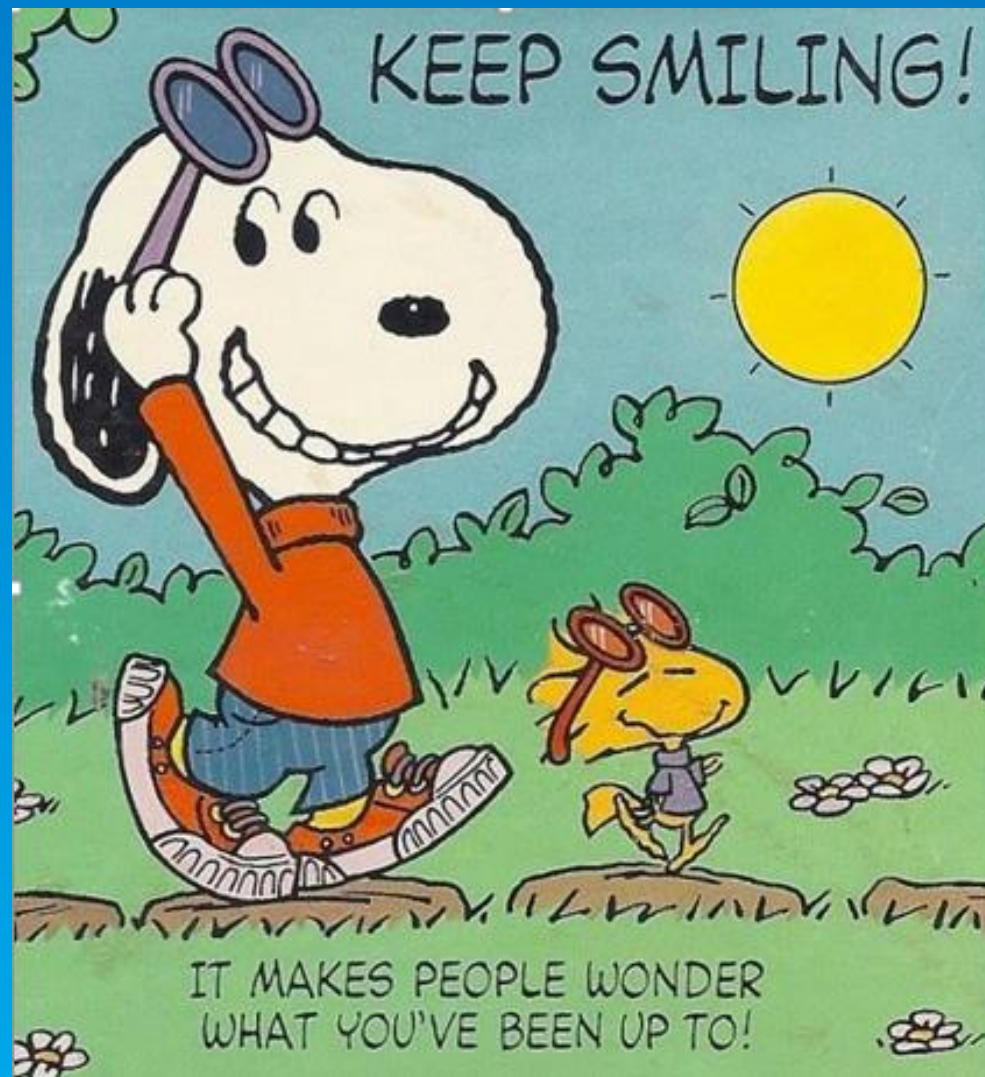
Welcome to today's Read Write Inc. home learning. Croeso i ddysgu adref RWI heddiw



Parent
Guide



Home
Learning





Your learning for today

Click on the links below to find your learning for today.



Home
learning

Learning should not take more than 2 hours per day



Please upload your learning to your Class Dojo portfolio to get feedback from your teacher.



Spelling



1st Read



Question
Time



Boost your
learning



Parents
guide



Read Write Inc for adults

Read Write Inc.
Phonics

What is *Read Write Inc.*
Phonics?



Read Write Inc.
Phonics

10 things to think
about when you read
to your child



Read Write Inc.
Phonics

Spelling



Click on a picture to
learn more



Parent
Guide



Home learning

About Read Write Inc

Click on pictures
to go to the links

Read Write Inc.
Phonics

What is *Read Write Inc.*
Phonics?



Parents
Guide



Home learning


A guide to RWI spelling

Read Write Inc.
Phonics

Spelling



Click on
picture
to go to
the link



**Parent
Guide**



Spelling for the day

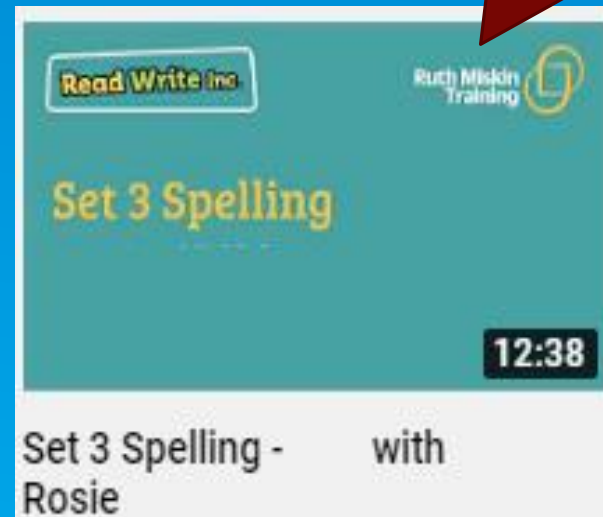
RWI Phonics lessons at home

To help children learning to read at home during school closure, Ruth Miskin the creator of **Read Write Inc.** is streaming weekday spelling lessons on [YouTube channel](#).

New sounds are available from 9.30 onwards and available for 24 hours.

**FIRST-click here to
get to the
you tube site**

**On the site -click here for
todays lesson. We are
learning SET 3 spellings**



Spelling



1st Read together

Click on
picture
for today's
lesson

He hoisted the jar of oil on to his back and took it to his little house. He had just one room, with a three-legged stool, a wooden cot and a shelf for his food.



1st Read



Home learning

Reading is important

Read Write Inc.
Phonics

10 things to think
about when you read
to your child



Click on
pictures
to go to
the links



**Parent
Guide**



Questions to think about.

Questions to talk about

Re-read the page. Read the question to the children. Tell them whether it is a **FIND IT** question or **PROVE IT** question.

FIND IT

- ✓ Turn to the page
- ✓ Read the question
- ✓ Find the answer

PROVE IT

- ✓ Turn to the page
- ✓ Read the question
- ✓ Find your evidence
- ✓ Explain why

Page 9:	FIND IT	Why did the prince give the poor man the jar of oil?
Page 10:	PROVE IT	How can we tell that the man is poor from the description of his house?
Page 11:	FIND IT	What does the man plan to do with the oil?
Page 12:	FIND IT	What will the princess wear?
Page 13:	PROVE IT	What does the man imagine his son will be like?
Page 14:	PROVE IT	What happens when the man swishes his stick around?
Page 15:	PROVE IT	What happened to the man's grand plans when he knocked over the oil?

Click on
picture
for today's
lesson



**Question
Time**



Home learning

Boost your learning complete a task

Choose a task of your choice:

What can you do with a jar/
Next time a jar is emptied in
your house wash it out and
use it for one of these ideas.



Write a list of different
things to do once social
distancing is over. Can
you think of 10 or more?



Press here
when
Finished.

**Boost your
learning**

The poor man
worked in the
palace
gardens
planting
seeds. Plant
some seeds of
your own and
see what you
can grow. Try
planting pips
from fruits to
see what
happens





A quick reminder -please post, send or share your work with your class teacher. Teachers love to see and hear your learning.

Record yourself reading your book and let us listen to you read.



Class Dojo

Feeling pleased with your work send a pic of your smile.

Draw a picture of your favourite sound story.

Proud of your writing share it !