



Home-learning
Tuesday
21st July 2020





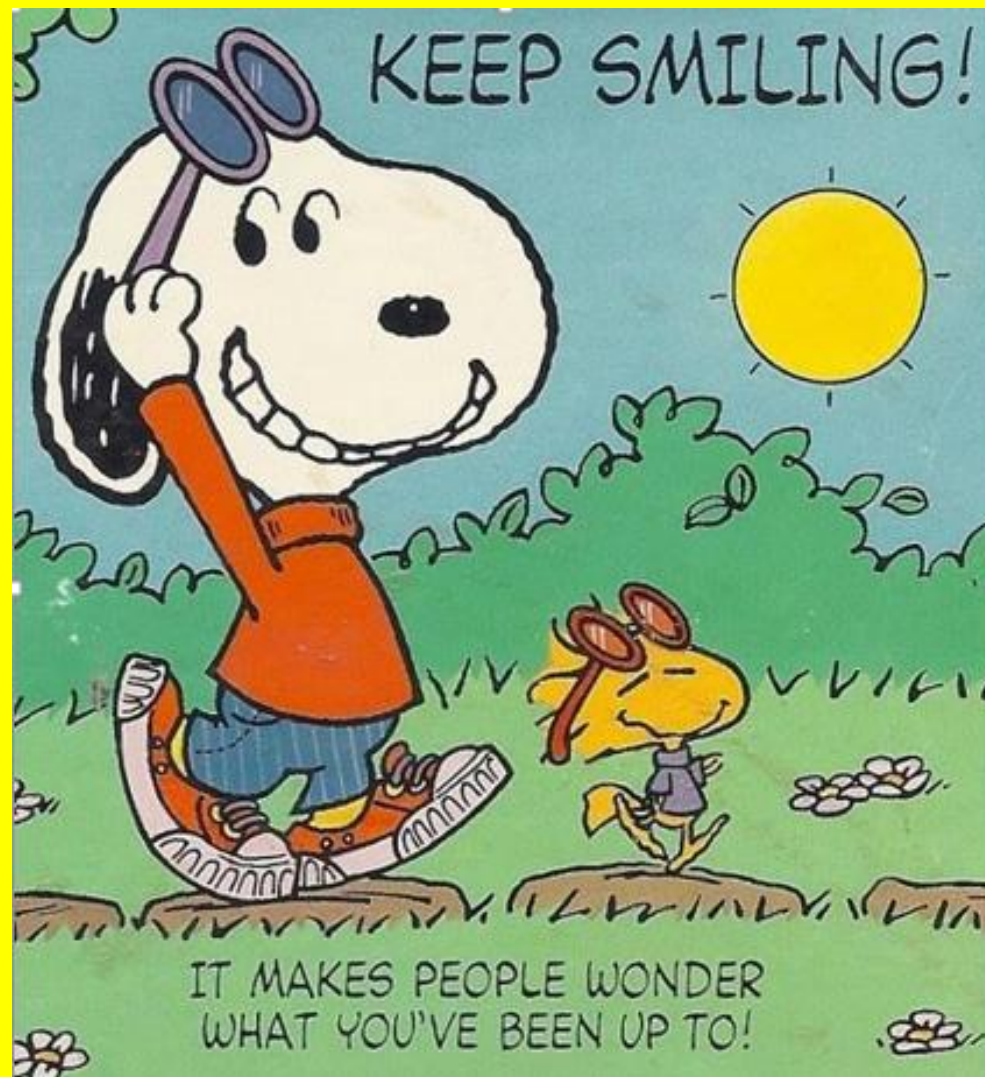
Welcome to today's Read Write Inc. home learning. Croeso i ddysgu adref RWI heddiw



**Parent
Guide**



**Home
Learning**





Your learning for today



**Home
learning**

Click on the links below to
find your learning for
today.



*Learning should not
take more than 2 hours
per day*



*Please upload your
learning to your Class
Dojo portfolio to get
feedback from your
teacher.*




Spelling




1st Read



**Question
Time**



**Boost your
learning**



**Parents
guide**



Read Write Inc for adults

Read Write Inc.
Phonics

What is *Read Write Inc.*
Phonics?



Read Write Inc.
Phonics

10 things to think
about when you read
to your child



Read Write Inc.
Phonics

Spelling



Click on a picture to
learn more



**Parent
Guide**



Home learning

About Read Write Inc

Click on pictures
to go to the links

Read Write Inc.
Phonics

What is *Read Write Inc.*
Phonics?



**Parents
Guide**



Home learning

A guide to RWI spelling

Read Write Inc.
Phonics

Spelling



Click on
picture
to go to
the link



**Parent
Guide**



Home learning

Spelling for the day

RWI Phonics lessons at home

To help children learning to read at home during school closure, Ruth Miskin the creator of **Read Write Inc.** is streaming weekday spelling lessons on YouTube channel.
New sounds are available from 10;00 onwards and available for 24 hours.

**FIRST-click here to
get to the
you tube site**

**On the site -click here for
todays lesson. We are
learning SET 3 Spelling**



Spelling



Home learning

1st Read together

First read together. Each book has a lot of new vocabulary. In this read the adult on film and your child at home should be reading together. It's a slow process the first time as skills taught previously are used to work out new vocabulary :

'Fred out a word' loud or in your head- sounding out the letters and blending them to make a word.

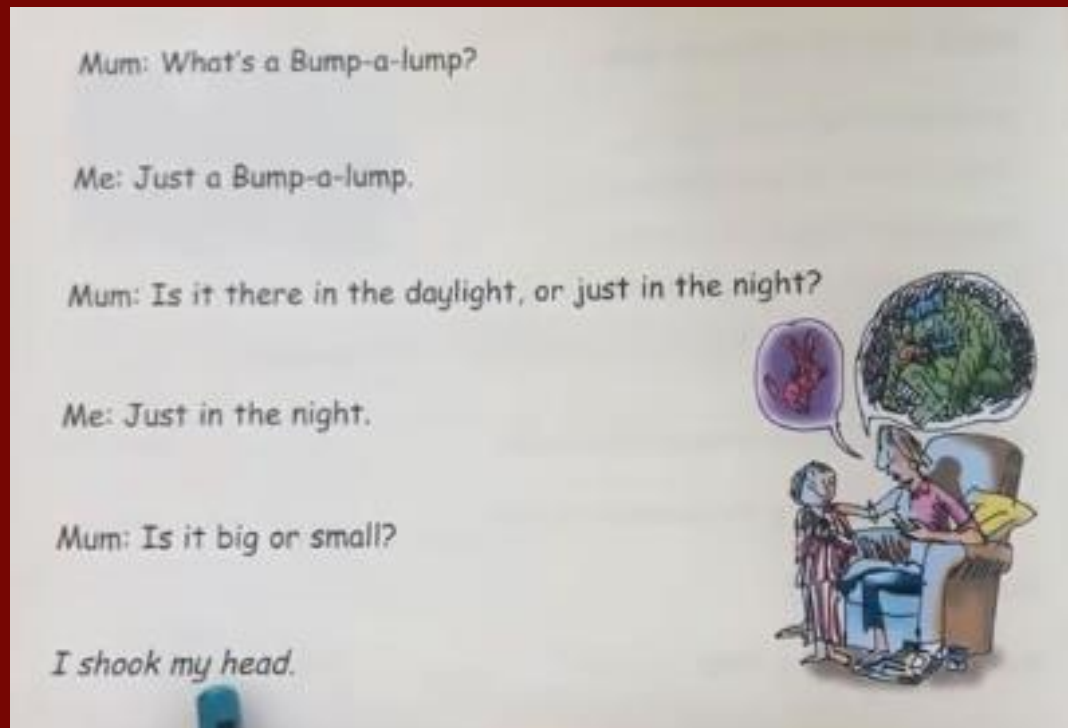
Read on the sentence and go back- to find a word with similar sounds that would make sense in the context.

Look at the picture- to make sense of the story and what is being read.

Click on
picture
for today's
lesson



1st Read





Home learning

Reading is important

Read Write Inc.
Phonics

10 things to think
about when you read
to your child



Click on
pictures
to go to
the links



**Parent
Guide**



Home learning

Questions to think about.

When children interact with the story by thinking about questions, they understand it at a much deeper level. RWI encourages the children to look back through the story and find or prove their answer. This makes tomorrow's read easier the text more familiar and help to remember some of the repetitive vocabulary.



Questions to read and answer

(Children complete without your help.)

1. Mum was sitting on the floor / the settee / the bed.
2. Danny thinks about the Bump-a-lump at night / in the daylight.
3. Mum was cooking her supper / looking at her book / having a nap.
4. Mum put a Bump-a-lump / a teddy / a knight next to Danny's bed.
5. There was a bit of fluff / a Bump-a-lump / a bad dog under the bed.

Click on
picture
for today's
lesson



**Question
Time**



Home learning

Boost your learning complete a task

Danny was afraid of the dark he thought he had a bump a lump under his bed but it was only the shadow of a piece of fluff . Have fun with shadows.

Use your hands to make animal shadows.

Get someone to draw around your shadow with chalk. then decorate it.

**Choose
a task
of your
choice:**

Draw shadows of your
favourite toys.



Press here
when
Finished.



**Boost your
learning**



Home learning

A quick reminder -please post, send or share your work with your class teacher. Teachers love to see and hear your learning.

Record yourself reading your book and let us listen to you read.



Class Dojo

Feeling pleased with your work send a pic of your smile.

Draw a picture of your favourite sound story.

Proud of your writing share it !