



Home-learning
Tuesday
14th July 2020





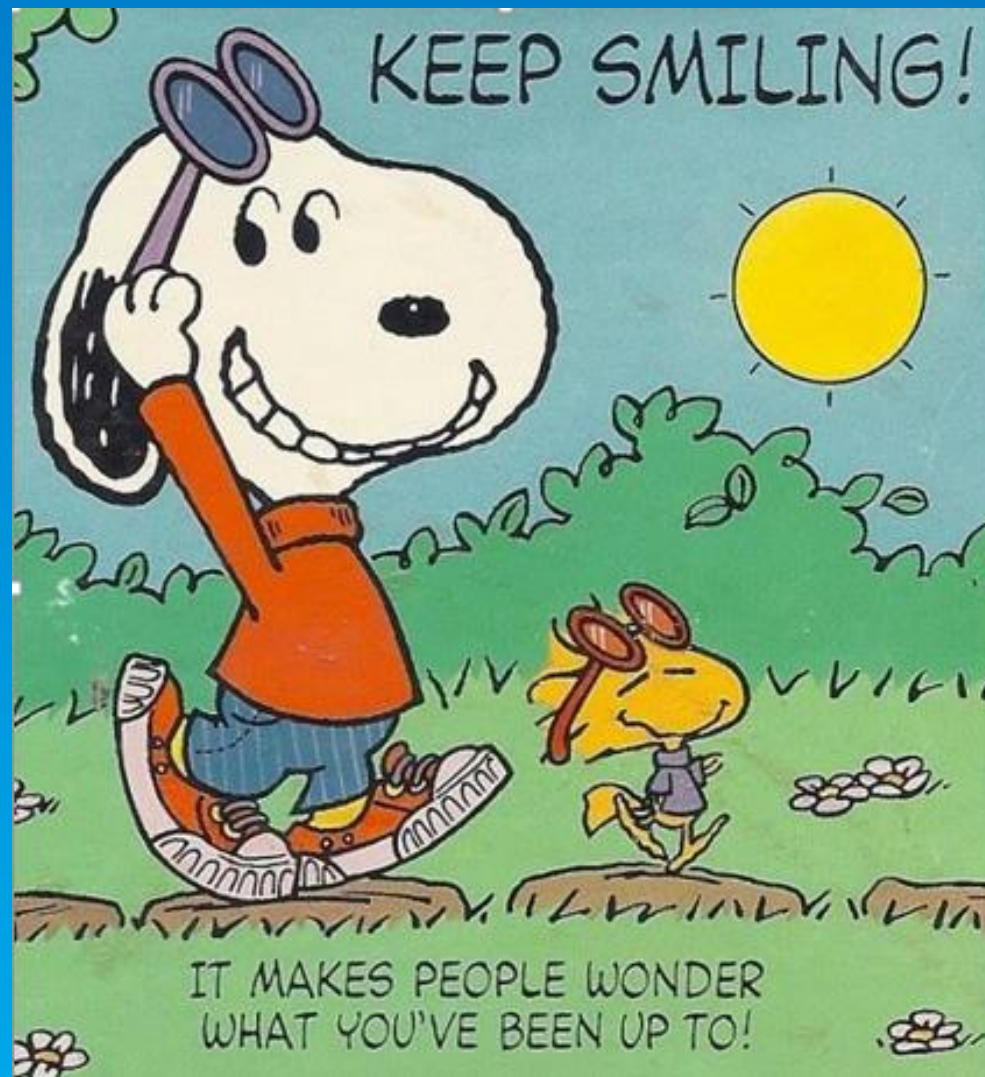
Welcome to today's Read Write Inc. home learning. Croeso i ddysgu adref RWI heddiw



Parent
Guide



Home
Learning





Your learning for today

Click on the links below to find your learning for today.



Home
learning

Learning should not take more than 2 hours per day



Please upload your learning to your Class Dojo portfolio to get feedback from your teacher.



Spelling



1st Read



Question
Time



Boost your
learning



Parents
guide



Read Write Inc for adults

Read Write Inc.
Phonics

What is *Read Write Inc.*
Phonics?



Read Write Inc.
Phonics

10 things to think
about when you read
to your child



Read Write Inc.
Phonics

Spelling



Click on a picture to
learn more



Parent
Guide




Home learning

About Read Write Inc

Click on pictures
to go to the links

Read Write Inc.
Phonics

What is *Read Write Inc.*
Phonics?



Parents
Guide



Home learning


A guide to RWI spelling

Read Write Inc.
Phonics

Spelling



Click on
picture
to go to
the link



**Parent
Guide**



Spelling for the day

RWI Phonics lessons at home

To help children learning to read at home during school closure, Ruth Miskin the creator of **Read Write Inc.** is streaming weekday spelling lessons on [YouTube channel](#). New sounds are available from 9.30 onwards and available for 24 hours.

**FIRST-click here to
get to the
you tube site**

**On the site -click here for
todays lesson. We are
learning SET 3 spellings**



Spelling



Home learning

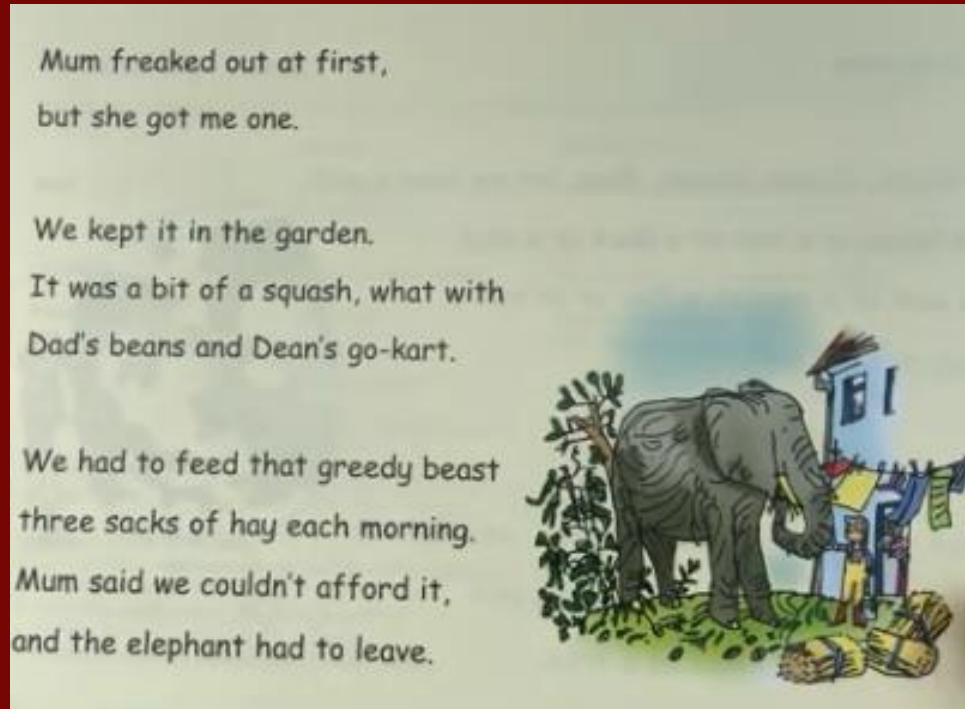
1st Read together

First read together. Each book has a lot of new vocabulary. In this read the adult on film and your child at home should be reading together. It's a slow process the first time as skills taught previously are used to work out new vocabulary :

'Fred out a word' loud or in your head- sounding out the letters and blending them to make a word.

Read on the sentence and go back- to find a word with similar sounds that would make sense in the context.

Look at the picture- to make sense of the story and what is being read.



Click on
picture
for todays
lesson



1st Read



Home learning

Reading is important

Read Write Inc.
Phonics

10 things to think
about when you read
to your child



Click on
pictures
to go to
the links



**Parent
Guide**



Home learning

Questions to think about.

When children interact with the story by thinking about questions, they understand it at a much deeper level. RWI encourages the children to look back through the story and find or prove their answer. This makes tomorrow's read easier, the text more familiar and help to remember some of the repetitive vocabulary.



Questions to talk about

Re-read the page. Read the question to the children. Tell them whether it is a **FIND IT** question or **PROVE IT** question.

FIND IT

- ✓ Turn to the page
- ✓ Read the question
- ✓ Find the answer

PROVE IT

- ✓ Turn to the page
- ✓ Read the question
- ✓ Find your evidence
- ✓ Explain why

Page 9:	FIND IT	How does she describe the elephant she wants?
Page 10:	FIND IT	What did Mum think about the elephant? Why did the elephant have to go?
Page 11:	PROVE IT	Do you think a sheep would make a good pet?
Page 12:	PROVE IT	What was the problem with the sheep? Do you think the sheep liked being a pet?
Page 13:	PROVE IT	Why does she describe the mouse as 'sweet' and 'with neat pink feet'?
Page 14:	PROVE IT	How did the mouse feel when it escaped from the cage? Do you think Mum should have agreed to having a mouse?
Page 15:	PROVE IT	What do you think she will ask for next?

Click on
picture
for today's
lesson



Question
Time



Home learning

Boost your learning complete a task

Write the letters of the alphabet down the side of a piece of paper. Think of an animal for each letter. How many letters did you fill?

a
b
c
d
e
f
goat
h
i
j
k
l
monkey
n
o
p
q
rabbit
s
t
u
v
w
x
y
zebra



The girl in today's story couldn't decide what pet she wanted. Play a game of **Animal Charades**. Take it in turns to act out an animal. Can anyone guess what your animal is? The first person to guess has the next turn.

Make a collage of your favourite animal.



Press here when Finished.

Boost your learning



Home learning

A quick reminder -please post, send or share your work with your class teacher. Teachers love to see and hear your learning.

Record yourself reading your book and let us listen to you read.



Class Dojo

Feeling pleased with your work send a pic of your smile.

Draw a picture of your favourite sound story.

Proud of your writing share it !