



**Home-learning**  
**Monday**  
**13<sup>th</sup> July 2020**





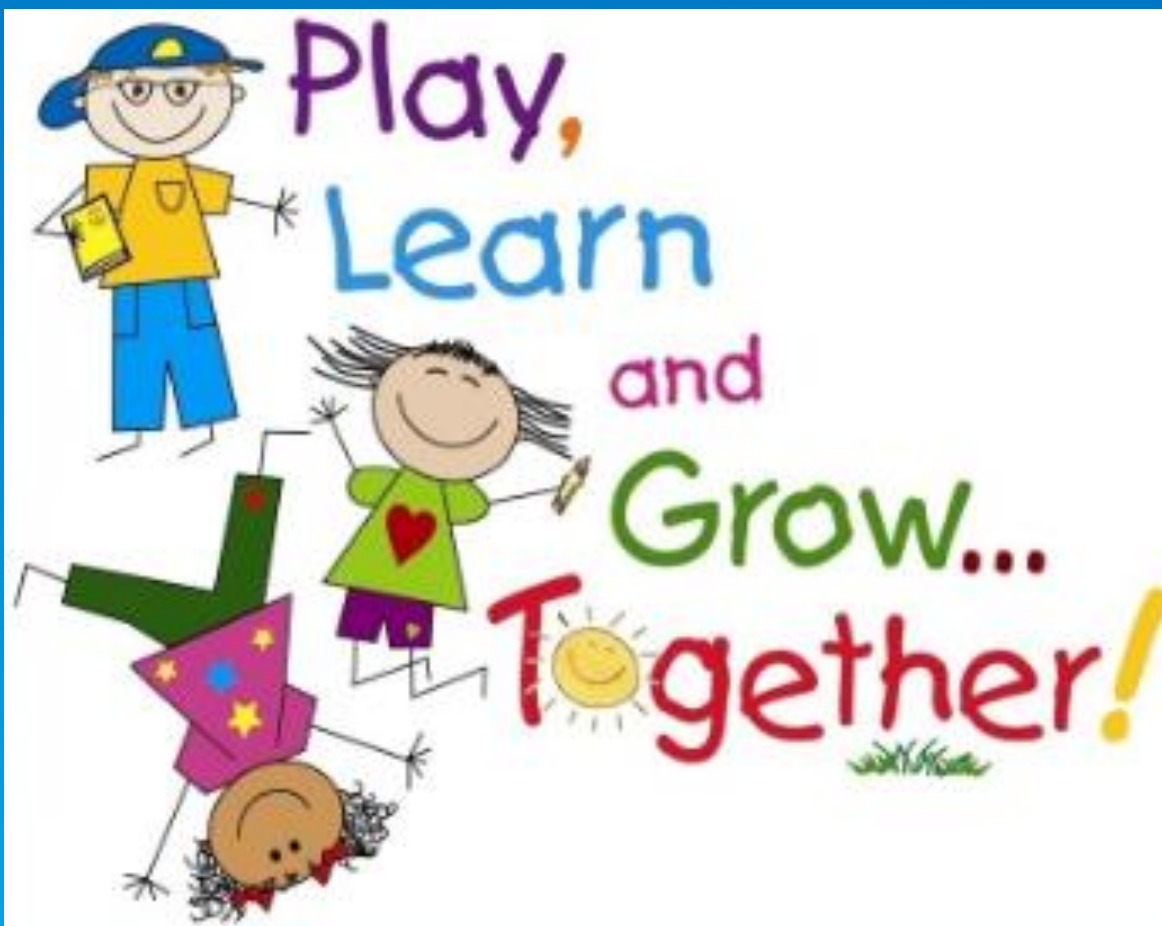
# Welcome to today's Read Write Inc. home learning. Croeso i ddysgu adref RWI heddiw



Parent  
Guide



Home  
Learning





# Your learning for today



Home  
learning

Click on the links below to  
find your learning for  
today.




*Learning should not  
take more than 2 hours  
per day*



*Please upload your  
learning to your Class  
Dojo portfolio to get  
feedback from your  
teacher.*



Sound  
of the day



Story  
Introduction



Teacher  
Reads



Boost your  
learning



Parents  
guide





# Read Write Inc for adults

Read Write Inc.  
Phonics

What is *Read Write Inc.*  
Phonics?



Read Write Inc.  
Phonics

Why read to your child?



Read Write Inc.  
Phonics

How to say the sounds



Click a picture to learn  
more



Parent  
Guide




Home learning

# About Read Write Inc

Click on pictures  
to go to the links

**Read Write Inc.**  
Phonics

What is *Read Write Inc.*  
Phonics?



Parents  
Guide



Home learning

# A guide to RWI sounds

**Read Write Inc.**  
Phonics

## How to say the sounds



Click on  
pictures  
to go to  
the links



**Parent  
Guide**





Home learning

# Sound of the day

## RWI Phonics lessons at home

To help children learning to read at home during school closure, Ruth Miskin the creator of **Read Write Inc.** is streaming weekday phonic lessons on [YouTube channel](#).

New sounds are available from 9.30 onwards and available for 24 hours.

**FIRST-click here to  
get to  
you tube site**

**On the site -click here for  
todays lesson. We are  
learning SET 3 sounds**



### Set 3 Lessons

For children in Year 1 and 2 that can't read yet  
am Spelling 10.45 am Don't worry if you can't read yet



Set 3 Speed Sounds -  
with Rosie




**Sound  
of the day**



Home learning

# Story Introduction

The teacher reads an introduction to this weeks story. To read well and help with new vocabulary we need to understand the content of what we read.



Click on  
picture  
for todays  
lesson



**Story  
Introduction**





Home learning

# Reading is important

**Read Write Inc.**  
Phonics

## Why read to your child?



Click on  
pictures  
to go to  
the links



**Parent  
Guide**



Home learning

# Teacher Reads

The teacher reads the story the first time using fluency and expression. It's an opportunity for the child to take in the pictures and enjoy listening to the whole story uninterrupted.




## Jellybean

"Please, please, please, Mum, let me have a pet!  
A horse or a bee or a duck or a seal,  
a wolf or a weasel, a flea or an eel -  
any pet will do!"



At least, that's what I said.  
But what I really wanted was ... an elephant.  
An elephant with creased grey skin  
and a trunk as thick as a tree.

Click on  
picture  
for today's  
lesson



**Teacher  
Reads**

Sit back and let your teacher read today.




Home learning



# Boost your learning complete a task

In our book this week we have red words. Words that we write and read often but can't fred out (sound out). To practise their spellings is todays challenge  
Write these words in as many different ways as you can :

**could, does, want, any**




WAGOLL



WAGOLL-what a good one looks like

Press here  
when  
Finished.



**Boost your  
learning**





Home learning

# A quick reminder -please post, send or share your work with your class teacher. Teachers love to see and hear your learning.

Record yourself reading your book and let us listen to you read.



Class Dojo

Feeling pleased with your work send a pic of your smile.

Draw a picture of your favourite sound story.

Proud of your writing share it !