



**Home-learning**  
**Friday**  
**10<sup>th</sup> July 2020**





Welcome to today's Read Write Inc. home learning.  
Croeso i ddysgu adref RWI heddiw



Parent  
Guide



Home  
Learning

miStAkEs  
are proof  
that you are  
TRYING



# Your learning for today



**Home  
learning**


Click on the links below to  
find your learning for  
today.

*Learning should not  
take more than 2 hours  
per day*

*Please upload your  
learning to your Class  
Dojo portfolio to get  
feedback from your  
teacher.*



**Sound  
of the day**



**Hold a  
sentence**



**Handwriting  
practice**



**Boost your  
learning**



**Parents  
guide**





Home learning

# Read Write Inc for adults

**Read Write Inc.**  
Phonics

What is Read Write Inc.  
Phonics?



**Read Write Inc.**  
Phonics

How to say the sounds



## Parent information on handwriting skills

Handwriting involves many complex skills such as :

- Knowing letters of the alphabet
- Visual perceptual skills
- Visual motor skills
- Following a sequence
- Controlling the paper to stay within the lines
- Letter formation
- Understanding left to right progression
- Understanding top to bottom progression
- Tracking the movement of the hand, pencil and paper
- Crossing midline skills
- Bilateral coordination skills
- Fine motor skills including in-hand manipulation

Poor skills in any of these areas may flag up in a child's handwriting. That's why I've added a lot of games in today's task that you may not associate with handwriting but are activities that will strengthen skills for writing.



Click a picture to learn  
more



**Parent  
Guide**



Home learning

# About Read Write Inc

Click on pictures  
to go to the links

**Read Write Inc.**  
Phonics

What is *Read Write Inc.*  
Phonics?



**Parents  
Guide**



Home learning

# A guide to RWI sounds

Click on  
pictures  
to go to  
the links

**Read Write Inc.**  
Phonics

## How to say the sounds



**Parent  
Guide**



Home learning

# Sound of the day

## RWI Phonics lessons at home

To help children learning to read at home during school closure, Ruth Miskin the creator of **Read Write Inc.** is streaming weekday phonic lessons on YouTube channel.

New sounds are available from 9.30 onwards and available for 24 hours.

**FIRST-click here to  
get to  
you tube site**

**On the site -click here for  
todays lesson. We are  
learning SET 3 sounds**



### Set 3 Lessons

For children in Year 1 and 2 that can  
am Spelling 10.45 am Don't worry i



Set 3 Speed Sounds -  
with Rosie



**Sound  
of the day**





Home learning

# Hold a Sentence 2

Rehearsing a sentence before writing helps a child remember what they want to write. Early writers are bogged down with spelling as they write. This rehearsal (the sillier the better) helps recall as they go back over what is written so far and needs to come next.

Don't forget, check you've included these before revealing and marking your answer. You can watch me model it here to.




Click on picture for today's lesson.



**Hold a sentence**

Check your sentence here.



a Sentence

Check ✓

capital letter W  
question mark ?


gaps  
ll th rr ck







Home learning



Handwriting practice



# Handwriting practice



Up we go... down the long leg...  
and off we go





# Parent information on handwriting skills



Handwriting involves many complex skills such as :

- Knowing letters of the alphabet
- Visual perceptual skills
- Visual motor skills
- Following a sequence
- Controlling the paper to stay within the lines
- Letter formation
- Understanding left to right progression
- Understanding top to bottom progression
- Tracking the movement of the hand, pencil and paper
- Crossing midline skills
- Bilateral coordination skills
- Fine motor skills including in-hand manipulation

Poor skills in any of these areas may flag up in a child's handwriting. That's why I've added a lot of games in today's task that you may not associate with handwriting but are activities that will strengthen skills for writing.



**Parent  
Guide**



Home learning

# Boost your learning complete a task



Practise your fine motor skills make a snake out of cheerios or see how many pegs you can get on a line in one minute?



And ive managed to find them again it's the ZUMBA KIDS with – Old town road – how are you getting on? Are you enjoying Zumba?



Press here when Finished.



Most children are familiar with windmills from P.E. Stand up tall and bring your right hand to the left foot. Return to upright standing. Then bring your left hand to the right foot. Return to upright standing. Repeat 10 times to each side

**Boost your learning**





Home learning

A quick reminder -please post, send or share your work with your class teacher. Teachers love to see and hear your learning.

Record yourself reading your book and let us listen to you read.



Class Dojo

Feeling pleased with your work send a pic of your smile.

Draw a picture of your favourite sound story.

Proud of your writing share it !

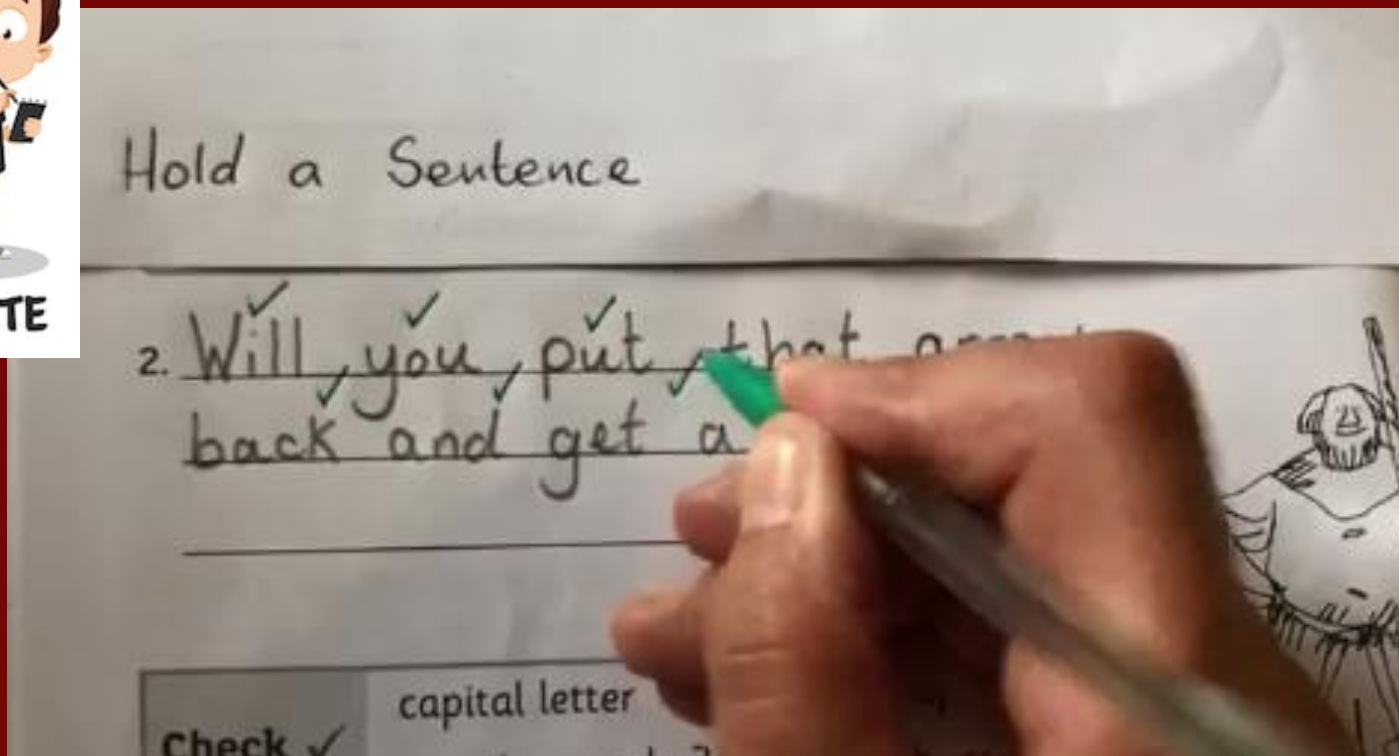


# Hold a sentence reveal



Home learning

Checking/ Marking your own work reinforces what has been taught, trains the brain to store those common words with difficult spelling patterns (red words- words you can't sound out just need to know how to spell –eg the, was, said) and build up a spelling vocabulary.



Click on  
picture  
for hold a  
sentence  
marked and  
revealed