



Home-learning
Wednesday
22nd July 2020





Welcome to today's Read Write Inc. home learning.
Croeso i ddysgu adref RWI heddiw



Parent
Guide



Home
Learning





Your learning for today



**Home
learning**

Click on the links below to
find your learning for
today.



*Learning should not
take more than 2 hours
per day*



*Please upload your
learning to your Class
Dojo portfolio to get
feedback from your
teacher.*



**Sound
of the day**



2nd Read



**Hold a
sentence**



**Boost your
learning**



**Parents
guide**



Read Write Inc for adults

Read Write Inc.
Phonics

What is *Read Write Inc.*
Phonics?



Read Write Inc.
Phonics

Why read to your child?



Read Write Inc.
Phonics

How to say the sounds



Click a picture to learn
more



Parent
Guide



Home learning

About Read Write Inc

Click on pictures
to go to the links

Read Write Inc.
Phonics

What is *Read Write Inc.*
Phonics?



**Parents
Guide**



Home learning

A guide to RWI sounds

Read Write Inc.
Phonics

How to say the sounds



Click on
pictures
to go to
the links



**Parent
Guide**



Home learning

Sound of the day

RWI Phonics lessons at home

To help children learning to read at home during school closure, Ruth Miskin the creator of **Read Write Inc.** is streaming weekday phonic lessons on YouTube channel.

New sounds are available from 9.30 onwards and available for 24 hours.

**FIRST-click here to
get to
you tube site**

**On the site -click here for
todays lesson. We are
learning SET 3 sounds**



Set 3 Lessons

For children in Year 1 and 2 that can't read
am Spelling 10.45 am Don't worry if



Set 3 Speed Sounds -
with Rosie



**Sound
of the day**



Home learning

2nd read together

Second read- both the teacher and child read together some of the new words (particularly those repeated throughout the story) should now be familiar and this read should be less choppy and broken.



Mum: Is it red, or green, or pink, or ...

I shook my head.

Mum: Tell me, Danny. Have you seen this Bump-a-lump?



Me: No. But it's there, all right.
I'm frightened of it!
Tell it to go away!

Mum: Don't be silly.
Go back to bed.

Click on
picture
for today's
lesson



2nd Read



Home learning

Reading is important

Read Write Inc.
Phonics

Why read to your child?



Click on
pictures
to go to
the links



**Parent
Guide**



Home learning

Hold a sentence 1

Rehearsing a sentence before writing helps a child remember what they want to write. Early writers are bogged down with spelling as they write. This rehearsal (the sillier the better) helps recall as they go back over what is written so far and needs to come next.

Don't forget. Check you've included these before revealing and marking your answer.


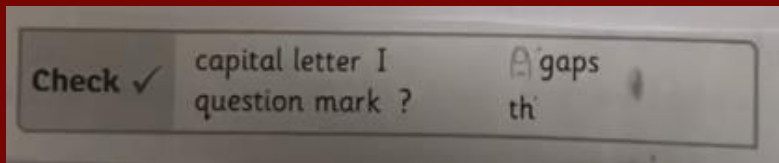


Click on picture for today's lesson.



Hold a sentence

Check your sentence here.





Home learning

Boost your learning complete a task

Danny and the Bump a Lump

C	O	G	N	Z	D	C	I	E	M	C	C	C	Z	N	Q	M	P
G	W	P	D	I	M	O	O	N	L	I	G	H	T	A	D	F	M
L	E	P	A	V	L	D	U	O	D	I	D	D	F	X	J	M	J
H	H	S	Y	D	G	E	N	Q	K	K	P	N	X	L	E	V	Q
H	Z	N	L	R	K	K	D	B	B	I	N	R	I	O	U	K	D
K	F	R	I	G	H	T	E	N	E	D	N	I	U	G	P	N	R
L	B	M	G	H	G	V	R	S	W	T	V	G	G	S	H	W	G
S	O	D	H	E	B	F	W	E	P	C	W	D	Y	H	H	T	T
V	P	S	T	T	A	Y	A	J	N	O	Q	E	L	K	T	E	M
H	L	H	Q	S	U	P	P	E	R	Z	T	C	E	I	O	Q	D
J	A	A	F	J	J	S	E	T	T	E	E	S	X	N	C	Y	H
D	W	O	K	E	Y	E	S	L	D	K	F	Y	W	Y	K	Q	U

Find the following words in the puzzle.
Words are hidden → ↓ and ↘.

BETWEEN
COOKING
DAYLIGHT
EYES
FLUNG

FRIGHTENED
KNIGHT
MIDNIGHT
MOONLIGHT
RUSHED

SETTEE
SPOTS
SUPPER
UNDER

Complete the Danny and the Bump-a-lump Wordsearch. Find words from this weeks story hidden.

Press here when Finished.



Boost your learning



Home learning

A quick reminder -please post, send or share your work with your class teacher. Teachers love to see and hear your learning.

Record yourself reading your book and let us listen to you read.



Class Dojo

Feeling pleased with your work send a pic of your smile.

Draw a picture of your favourite sound story.

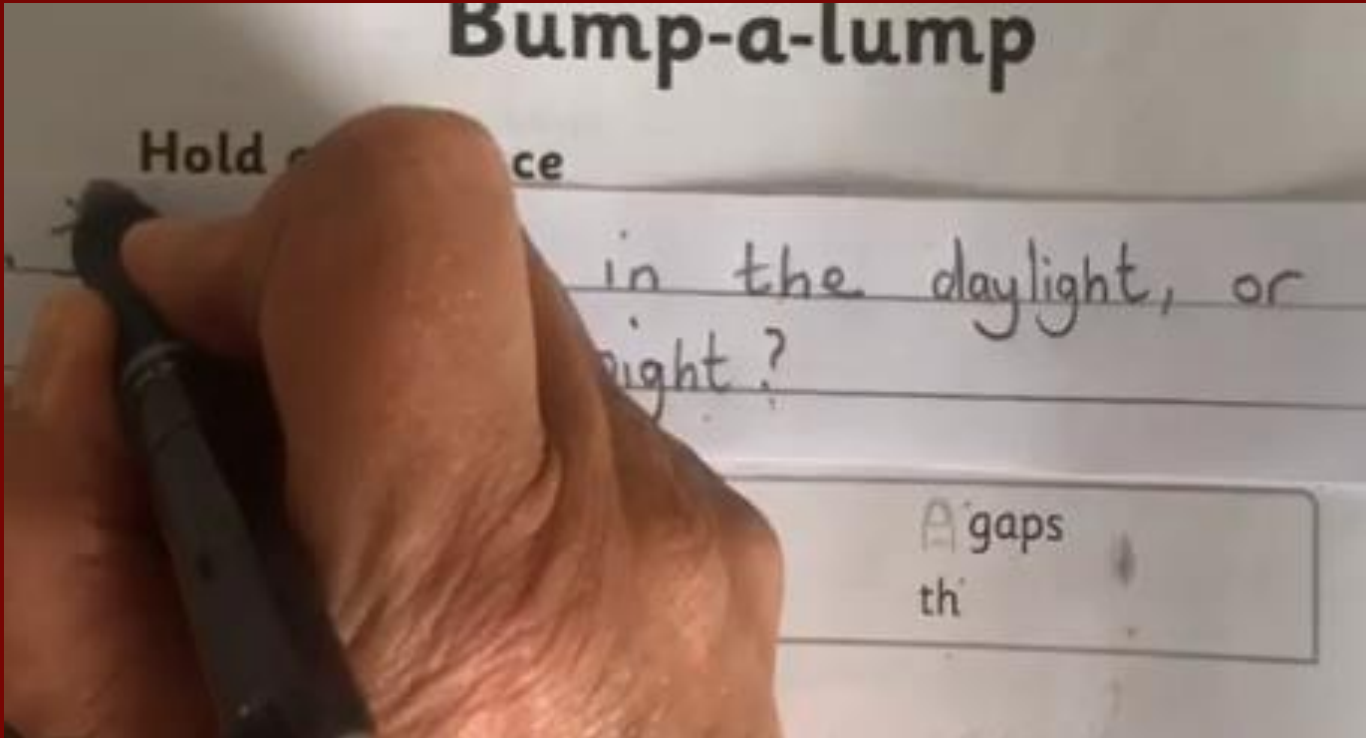
Proud of your writing share it !



Home learning

Hold a Sentence 1- Reveal

Checking/ Marking your own work reinforces what has been taught, trains the brain to store those common words with difficult spelling patterns (red words- words you can't sound out just need to know how to spell –e.g. the, was, said) and build up a spelling vocabulary.



Click on
picture
for hold a
sentence
reveal