



Home-learning

Monday

13th July 2020





Welcome to today's Read Write Inc. home learning.
Croeso i ddysgu adref RWI heddiw



Parent
Guide



Home
Learning





Your learning for today



**Home
learning**


Click on the links below to
find your learning for
today.

*Learning should not
take more than 2 hours
per day*

*Please upload your
learning to your Class
Dojo portfolio to get
feedback from your
teacher.*



**Sound
of the day**



**Story
Introduction**



**Teacher
Reads**



**Boost your
learning**



**Parents
guide**



Read Write Inc for adults

Read Write Inc.
Phonics

What is *Read Write Inc.*
Phonics?



Read Write Inc.
Phonics

Why read to your child?



Read Write Inc.
Phonics

How to say the sounds



Click a picture to learn
more



Parent
Guide



Home learning

About Read Write Inc

Click on pictures
to go to the links



What is *Read Write Inc.*
Phonics?



Parents
Guide



Home learning

A guide to RWI sounds

Read Write Inc.
Phonics

How to say the sounds



Click on
pictures
to go to
the links



**Parent
Guide**



Home learning

Sound of the day

RWI Phonics lessons at home

To help children learning to read at home during school closure, Ruth Miskin the creator of **Read Write Inc.** is streaming weekday phonic lessons on YouTube channel.

new sounds are available from 10:00 onwards and available for 24 hours.

**FIRST-click here to
get to
you tube site**

**On the site -click here for
todays lesson. We are
learning SET 3 sounds**



Set 3 Lessons

For children in Year 1 and 2 that can
am Spelling 10.45 am Don't worry if



Set 3 Speed Sounds -
with Rosie



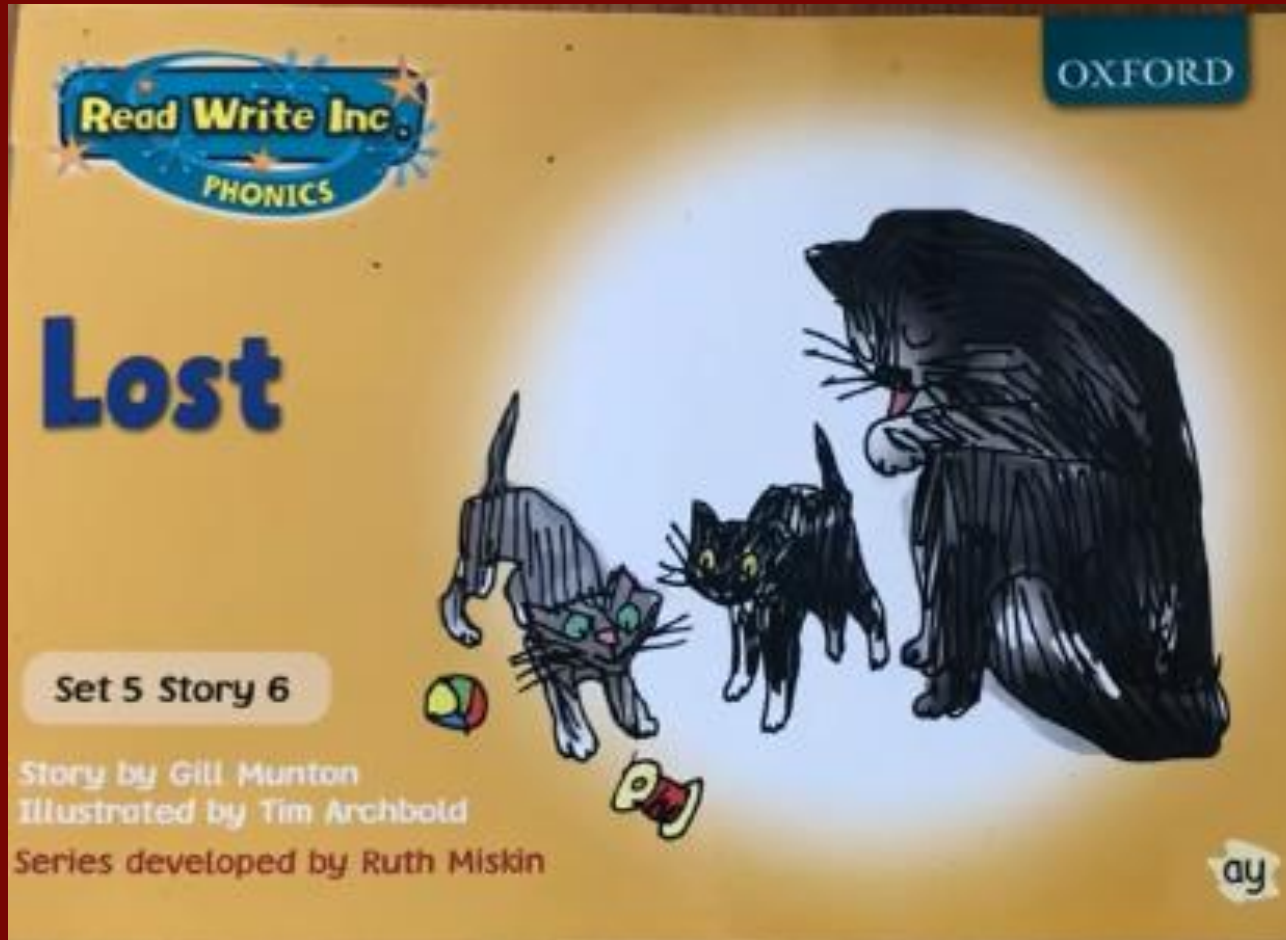
**Sound
of the day**



Home learning

Story Introduction

The teacher reads an introduction to this weeks story. To read well and help with new vocabulary we need to understand the content of what we read.



Click on
picture
for todays
lesson



**Story
Introduction**



Reading is important




Home learning

Click on
pictures
to go to
the links

Read Write Inc.
Phonics

Why read to your child?



**Parent
Guide**



Home learning

Teacher Reads

The teacher reads the story the first time using fluency and expression. It's an opportunity for the child to take in the pictures and enjoy listening to the whole story uninterrupted.



Click on
picture
for todays
lesson



Teacher
Reads



Home learning



Boost your learning complete a task

In our book this week we have red words. Words that we write and read often but cant fred out (sound out). To practise their spellings is todays challenge

Write these words in as many different ways as you can

what, were, all, call

WAGOLL



Press here
when
Finished.



**Boost your
learning**

WAGOLL-what a good one looks like



Home learning

A quick reminder -please post, send or share your work with your class teacher. Teachers love to see and hear your learning.

Record yourself reading your book and let us listen to you read.



Class Dojo

Feeling pleased with your work send a pic of your smile.

Draw a picture of your favourite sound story.

Proud of your writing share it !