



Home-learning
Friday
24th July 2020





Welcome to today's Read Write Inc. home learning.
Croeso i ddysgu adref RWI heddiw



Parent
Guide



Home
Learning

miStAkEs
are proof
that you are
TRYING



Your learning for today



Home
learning

Click on the links below to
find your learning for
today.

*Learning should not
take more than 2 hours
per day*




*Please upload your
learning to your Class
Dojo portfolio to get
feedback from your
teacher.*




Sound
of the day



Hold a
sentence



Handwriting
practice



Boost your
learning



Parents
guide



Home learning

Read Write Inc for adults


Read Write Inc.
Phonics

What is Read Write Inc.
Phonics?



Read Write Inc.
Phonics

How to say the sounds



Parent information on handwriting skills

Handwriting involves many complex skills such as :

- Knowing letters of the alphabet
- Visual perceptual skills
- Visual motor skills
- Following a sequence
- Controlling the paper to stay within the lines
- Letter formation
- Understanding left to right progression
- Understanding top to bottom progression
- Tracking the movement of the hand, pencil and paper
- Crossing midline skills
- Bilateral coordination skills
- Fine motor skills including in-hand manipulation

Poor skills in any of these areas may flag up in a child's handwriting. That's why I've added a lot of games in today's task that you may not associate with handwriting but are activities that will strengthen skills for writing.



Click a picture to learn
more



Parent
Guide



Home learning

About Read Write Inc

Click on pictures
to go to the links

Read Write Inc.
Phonics

What is *Read Write Inc.*
Phonics?



Parents
Guide



Home learning

A guide to RWI sounds

Read Write Inc.
Phonics

How to say the sounds



Click on
pictures
to go to
the links



**Parent
Guide**



Home learning

Sound of the day

RWI Phonics lessons at home

To help children learning to read at home during school closure, Ruth Miskin the creator of **Read Write Inc.** is streaming weekday phonic lessons on [YouTube channel](#).

New sounds are available from 9.30 onwards and available for 24 hours.

**FIRST-click here to
get to
you tube site**

**On the site -click here for
todays lesson. We are
learning SET 3 sounds**



Set 3 Lessons

For children in Year 1 and 2 that can
am Spelling 10.45 am Don't worry i



Set 3 Speed Sounds -
with Rosie



**Sound
of the day**



Home learning

Hold a Sentence 2


Rehearsing a sentence before writing helps a child remember what they want to write. Early writers are bogged down with spelling as they write. This rehearsal (the sillier the better) helps recall as they go back over what is written so far and needs to come next.

Don't forget, check you've included these before revealing and marking your answer. You can watch me model it here to.




Now you write the sentence.

Click on picture for today's lesson.



Hold a sentence

Check your sentence here.





Home learning



Handwriting practice



Up we go... Maisie, mountain,
mountain... and off we go

Handwriting practice



Up we go... tall and down the
head to the hooves then across
his back... and off we go





Parent information on handwriting skills



Home learning

Handwriting involves many complex skills such as :

- Knowing letters of the alphabet
- Visual perceptual skills
- Visual motor skills
- Following a sequence
- Controlling the paper to stay within the lines
- Letter formation
- Understanding left to right progression
- Understanding top to bottom progression
- Tracking the movement of the hand, pencil and paper
- Crossing midline skills
- Bilateral coordination skills
- Fine motor skills including in-hand manipulation

Poor skills in any of these areas may flag up in a child's handwriting. That's why I've added a lot of games in today's task that you may not associate with handwriting but are activities that will strengthen skills for writing.



**Parent
Guide**



Home learning

Boost your learning complete a task



Finger Aerobics

1.Finger Pick-Ups: Stand at a table and place your hands flat on the surface. Can you pick up each finger on its own. Now pick each finger up from the surface and tap 3 times. Finally pick up and hold each finger in the air and count to ten.

2.Fingertip Touch: Using your thumbs touch the tip of each of your fingers. Can you do both hands at the same time. Race a friend doing it who's the quickest. Can you do it with your eyes shut?



Ask your mum for some tins from the cupboard. How many different races can you make using them? Here are some ideas:

Crawl over them, run in between them like a snake, tower 2/3 and jump over them, make a goal area to roll a ball through...



Press here when Finished.



Boost your learning



Home learning

A quick reminder -please post, send or share your work with your class teacher. Teachers love to see and hear your learning.

Record yourself reading your book and let us listen to you read.



Class Dojo

Feeling pleased with your work send a pic of your smile.

Draw a picture of your favourite sound story.

Proud of your writing share it !

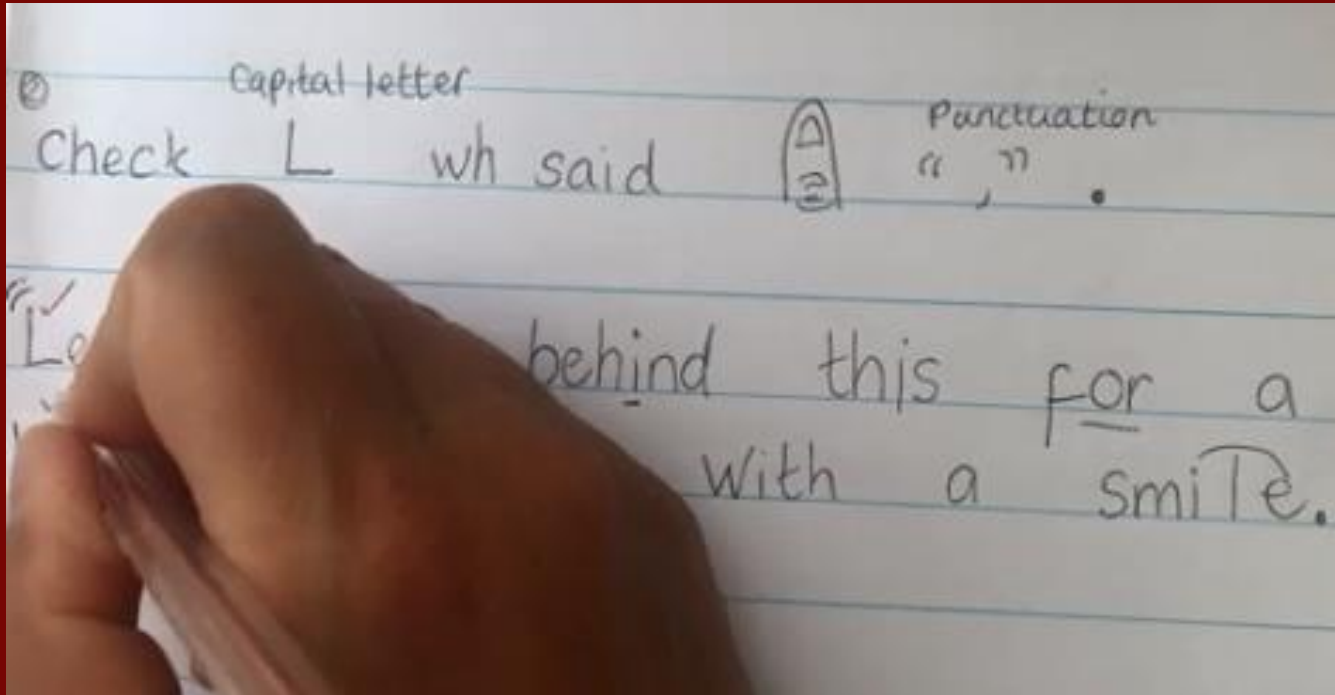


Hold a Sentence 1-Reveal

Checking/ Marking your own work reinforces what has been taught, trains the brain to store those common words with difficult spelling patterns (red words- words you can't sound out just need to know how to spell –eg the, was, said) and build up a spelling vocabulary.



Home learning



Click on
picture
for hold a
sentence
reveal