

Year 1

Home-learning

Thursday
9th July 2020



Gelliswick Church in Wales
VC Primary School



Welcome to today's home learning for Year 1

Croeso i ddysgu adref heddiw am Blwyddyn 1



Check-in



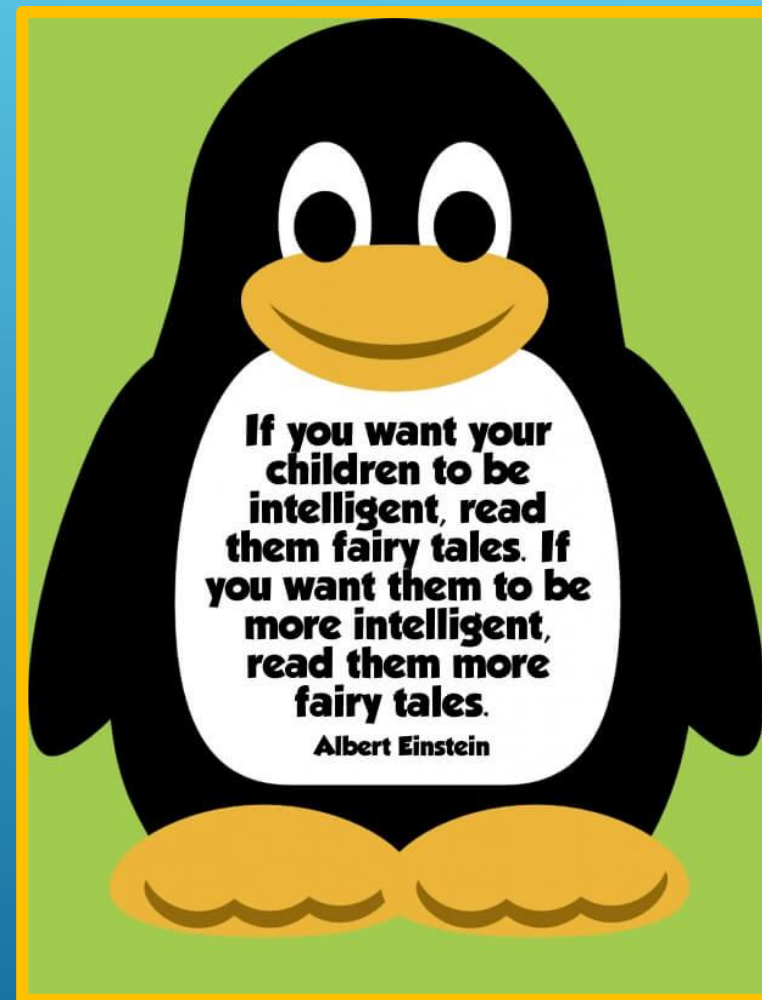
Home learning



Staying safe



Class Dojo






Staying safe



Article 24:

You have the right to the best possible health. You should have good quality health care, clean water, nutritious food and a clean environment to stay healthy.



Article 19:

You should be kept safe from all forms of violence, abuse, neglect and bad treatment by parents or anyone else who looks after you.



Online safety:



If you are worried about something, speak to a **grown-up** at home, if you can.



If you cannot speak to someone at home, you can call **ChildLine** for free.



If you can't speak to a grown-up at home, click on the worry box.





Your learning for today

Click on the links below to find your learning for today.

★ Learning should not take more than 2 hours per day

★ Please upload your learning to your Class Dojo portfolio to get feedback from your teacher.




Daily activities



Maths



Literacy



Topic

Year 1 - Thursday 9th July 2020 - Home Learning Menu



Daily activities

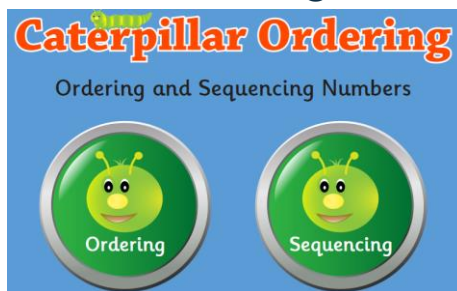
Please find below some activities that you can do every day.

Read a 'real' book or an online book to an adult.
Try this website-
<https://monkeypen.com/pages/free-childrens-books>



Practice ordering and sequencing numbers

<https://www.topmarks.co.uk/ordering-and-sequencing/caterpillar-ordering>



Get some exercise-preferably outside!



Daily activities

Year 1 - Thursday 9th July 2020 - Daily Activities



Maths



Introduction



WAGOLLS and help



Task





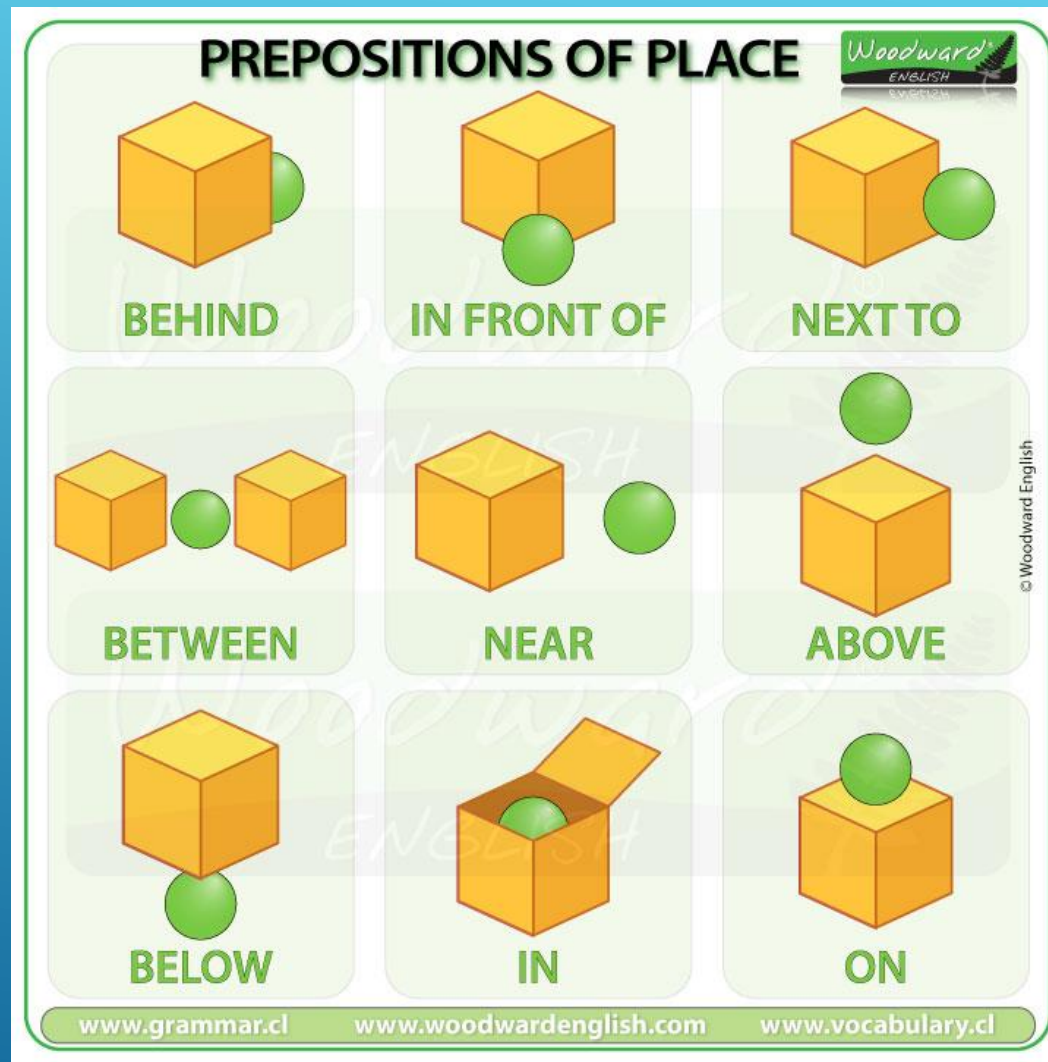
Maths Introduction

Today we are learning about prepositions – where things are. Think about the words we use to describe position.



Maths

Maths WAGOLLS and extra help







Maths

Maths Task

Where is Superworm?



Draw these
pictures in your
book and write
where
Superworm is!



Literacy

Introduction

WAGOLLS and help

Task



Literacy



Literacy Introduction

**Superworm is super-long,
Superworm is super-strong!**

**Can you find two words with the
ng, *thing on a string* RWI sound?**





Literacy WAGOLLS and extra help



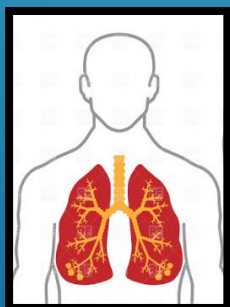
<https://www.youtube.com/watch?v=vQshNmncnBs>

| -ang | -ing | -ong | -ung |
|------|------|------|------|
| | | | |



Literacy Task

The story about Superworm uses lots of rhyming words. How many words with the **ng** sound can you think of to rhyme with **sang**, **sing**, **song** and **sung**? Draw a table in your book like the one on the WAGOLL page. The pictures below will help you think of some words.





Topic

Introduction

WAGOLLS and help

Tasks





Topic

Topic Introduction

The topic grid shows some of the many different ways you can extend your learning.

You can dosome of them,
all of them,
or

none of them-if you have your own ideas do those instead.

Don't forget to share- we learn from each other too.



Topic

Topic WAGOLLS and extra help



Playdough to Plato



Play & Learn Everyday for Rainy Day Mums



learnwithplayathome.com



Dirt & Worm Paintings



Easy No Cook Playdough

Ingredients:

- 2 c. flour
- 1 c. salt
- 3 tablespoons cream of tartar (powder)
- 2 tablespoons oil
- 2 c. boiling water
- 1 tsp. Peppermint extract (optional)
- Food coloring (optional)

www.spendwithpennies.com



Easy No Cook Playdough

No cooking required! Put all ingredients in a bowl and stir! Knead until smooth. Easy right?!? (Note: You cannot mess this one up!)

https://www.youtube.com/watch?v=4BgNia_c6qJ8



If you thought English traditions couldn't get any crazier...



Year 1 - Thursday 9th July 2020 - Topic WAGOLLS and extra help



Topic

Topic Task grid

Squirmy Jelly Worms

Pack straws into a cup and secure with a rubber band.
Pour in jelly carefully.
Once jelly is set rinse with some warm water to release the "worms" from their straws!



Worm charming

Find a patch of grass and see if you can charm some worms to the surface!

Use wool or cooked spaghetti in paint for worm art!

Use playdough to make your own Super worm. Can you find out how long it is? You could measure using a ruler, measuring tape or Lego bricks. Can you make another worm which is longer?

Gummy worms, Baking Soda, Vinegar, Cutting Board, Sharp Knife, 2 Clear Cups

Cut the gummy worms in quarters.
Next, **measure out 3 tablespoons of baking soda** and stir them into a glass filled with 1 cup of warm water. Mix the cut worms into the baking soda and water concoction.
Now comes the hard part, **wait a whole 15 minutes** for the worms to soak in the baking soda mixture.

While you wait **fill the second clear glass with vinegar.**

After 15 minutes take the worms out of the glass then place just a couple of worms in the vinegar and they should form bubbles. After a few seconds the worms should start rising from the bottom, writhing their way to the surface.

