

Marloes Class

Home-learning

Green Group

11th May 2020



Gelliswick Church in Wales
VC Primary School



Welcome to this week's home learning for Marloes

Croeso i ddysgu adref heddiw am Marloes



Check-in



Home learning



Staying safe



Class Dojo

All your learning for the week is in this pack. Please check everyday to see what you need to do.

Marloes Class- Learning for week beginning 11th May 2020 - Home page




Staying safe



Article 24:

You have the right to the best possible health. You should have good quality health care, clean water, nutritious food and a clean environment to stay healthy.



Article 19:

You should be kept safe from all forms of violence, abuse, neglect and bad treatment by parents or anyone else who looks after you.



Online safety:



If you are worried about something, speak to a **grown-up** at home, if you can.



If you cannot speak to someone at home, you can call **ChildLine** for free.



If you can't speak to a grown-up at home, click on the worry box.





Your learning for this week



Click on the links below to find your learning for today.

★ Learning should not take more than 2 hours per day

★ Please upload your learning to your Class Dojo portfolio to get feedback from your teacher.



Reading



Maths



Literacy



Topic

Marloes Class- Learning for week beginning 11th May 2020- Home Learning Menu



Reading Task

Red and Green Group

Please practise your flashcards each day

Blue Group

Please practise your flashcards each day

Can you try to spell some of the words on your flashcards and write them in a sentence in your Red Books. Choose 5 different words each day.



Maths



Monday



Tuesday



Wednesday



Thursday



Friday



Maths

Marloes Class- Learning for week beginning 11th May 2020 - Maths Menu



Maths- Monday

Monday 11th May

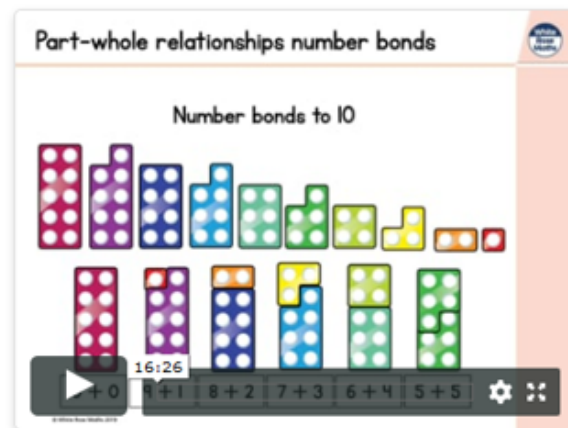
This week's lessons are on White Rose Maths. You need to look for Summer Term wk 3 (It says the 4th May)

<https://whiterosemaths.com/homelearning/year-1/>

Our learning this week is about fact families and making addition and subtraction number sentences.

Watch the video and remember to pause it when you need to complete the activities.

Lesson 1 - Part-whole relationships number bonds



 Get the Activity

Y1 Lesson 1 Find and make number bonds 2019

 Get the Answers

Y1 Lesson 1 Answers Find and make number bonds 2019

When you have completed the learning in the video have a go at the activities and write the answers in your Red Books.

Your activity videos are on this website

<https://whiterosemaths.com/homelearning/year-1/>

Look for Summer Term Week 3 (w/c 4th May)



Maths

Maths-Tuesday

Tuesday 12th May

This week's lessons are on White Rose Maths. You need to look for Summer Term wk 3 (It says the 4th May)

<https://whiterosemaths.com/homelearning/year-1/>

Our learning this week is about fact families and making addition and subtraction number sentences.

Watch the video and remember to pause it when you need to complete the activities. Today's lesson is all about number sentences and linking adding and subtracting.

Lesson 2 - Fact families - linking addition and subtraction (1)

Is each fact true or false? Have a go

19

7

12

$7 + 12 = 19$

$19 + 7 = 12$

$19 + 12 = 7$

$12 + 7 = 19$

$12 - 19 = 7$

$12 - 7 = 19$

$19 - 7 = 12$

$19 - 12 = 7$

12:22

Get the Activity

Y1 Lesson 2 Related facts 2019

Get the Answers

Y1 Lesson 2 Answers Related facts 2019

Your activity videos are on this website

<https://whiterosemaths.com/homelearning/year-1/>

Look for Summer Term Week 3 (w/c 4th May)

When you have completed the learning in the video have a go at the activities and write the answers in your Red Books.

Marloes Class- Tuesday 12th May 2020 - Maths Green Group



Maths

Maths-Wednesday

Wednesday 13th May

This week's lessons are on White Rose Maths. You need to look for Summer Term wk 3 (It says the 4th May)

<https://whiterosemaths.com/homelearning/year-1/>

Our learning this week is about fact families and making addition and subtraction number sentences.

Watch the video and remember to pause it when you need to complete the activities. Today's lesson is all about addition and subtraction facts that are related.

Lesson 3 - Add together and find a part

Have a go

Fact family diagram showing numbers 9, 5, 4, 6, 1, 7, 5, 3, 8 arranged in a circular pattern around a central number 7. Below the diagram are three addition and subtraction equations: $5 + 4 = 9$, $9 - 5 = 4$, $6 + 1 = 7$, $7 - 6 = 1$, $5 + 3 = 8$, and $8 - 5 = 3$.

Get the Activity

Y1 Lesson 3 Find a part 2019

Get the Answers

Y1 Lesson 3 Answers Find a part 2019

Remember that there are two parts and one whole in the part -whole model. You can use them to help you with adding and subtracting.

When you have completed the learning in the video have a go at the activities and write the answers in your Red Books.

Your activity videos are on this website

<https://whiterosemaths.com/homelearning/year-1/>

Look for Summer Term Week 3 (w/c 4th May)

Marloes Class- Wednesday 13th May 2020 - Maths Green Group



Maths-Thursday

Thursday 14th May

This week's lessons are on White Rose Maths. You need to look for Summer Term wk 3 (It says the 4th May)

<https://whiterosemaths.com/homelearning/year-1/>

Our learning this week is about fact families and making addition and subtraction number sentences.

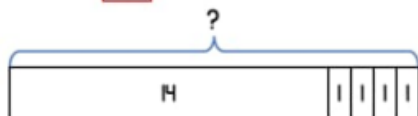
Watch the video and remember to pause it when you need to complete the activities. Today's lesson is all about addition and subtraction facts and using a number line and other models to help you count on and back. We have done lots of work on adding to 20 so you should feel very confident with this activity.

Lesson 4 - Add more and count on within 20 on

First there were 14 ladybirds that landed on the window.

Then, 4 ladybirds flew in to join them.

Now, there are ladybirds on the window.



 Get the Activity

Y1 Lesson 4 Add by counting on 2019

 Get the Answers

Y1 Lesson 4 Answers Add by counting on 2019

Your activity videos are on this website

<https://whiterosemaths.com/homelearning/year-1/>

Look for Summer Term Week 3 (w/c 4th May)

When you have completed the learning in the video have a go at the activities and write the answers in your Red Books.

Marloes Class- Thursday 14th May 2020 - Maths Green Group



Maths

Maths-Friday

Friday 15th May

This week's lessons are on White Rose Maths. You need to look for Summer Term wk 3 (It says the 4th May)

<https://whiterosemaths.com/homelearning/year-1/>


This is a lovely activity that fits in with our minibeasts work. Take a picture when you make the pizza and show me on dojo.

Friday Challenge



 Get the Activity

Butterfly Pizza Activities Worksheet

 Get the Ingredients Lists & Recipe Cards

Each recipe will have maths activities to go alongside it. We have a recipe each for KS1, KS2 & KS3, but feel free to choose any you like!



Share your progress

#WRMChallenge #BitesizeChallenge

Marloes Class- Friday 15th May 2020 - Maths Green Group



Literacy

This week we are reading the story Billy's Beetle.
All the activities are on the timetable for the whole week.
Keep checking every day to see what your activity is.



Green Group



Literacy


Marloes Class- Learning for week beginning 11th May 2020 - Literacy Menu



Literacy

Story activities-Green Group

Monday	Tuesday	Wednesday	Thursday	Friday
Listen to the story Practice reading the key words on the flashcards. Watch the flashcard film in your portfolio area.	Listen to the story Watch the flashcard film in your portfolio area. Watch the spelling video in your portfolio area. Practise spelling the word you hear in your red book.	Listen to the story Answer the questions about the story. Write your answers in sentences in your book. Take a photo of your sentences to show me in your portfolio area.	Hold a sentence activity. There will be two sentences to write. Watch the film in your portfolio area for the sentences.	Writing activity- What did you like best about the story? Please write at least three sentences. Take a photo and put it in your portfolio area to show me.





Topic

Introduction

Activity One

Activity Two

Activity Three

Activity Four



Topic



Topic

Topic Introduction

What a Wonderful World

The story this week is Billy's Beetle. Our activities this week are about plants and minibeasts. Some of you go for a walk after you have done your learning. Some of you like to play in the garden.

When you are outside this week have a look at the plants and animals that you can see. We are learning about looking after plants and helping them to grow.

Do you remember there was a song by Louis Armstrong in the film Wall-E. Remember that Wall-E looked after a plant and he had a little friend who was a beetle.

You could watch the film this week. It is one of my favourites.





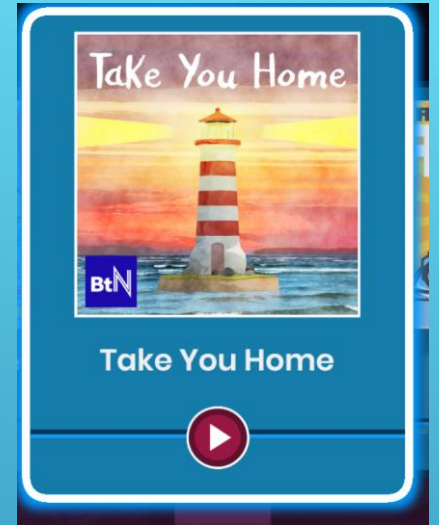
Home learning



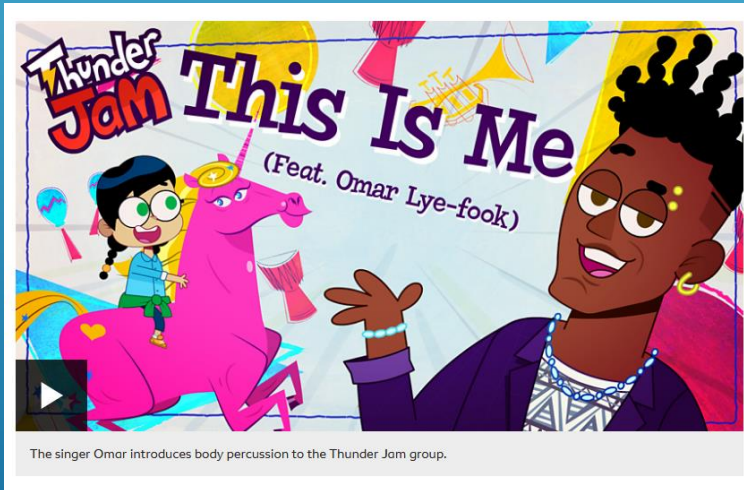
Topic

Topic- Activity One

Last week we listened to music by Louis Armstrong. This is an activity making music using different parts of your body. Click on the picture below and follow the instructions to take part in body percussion.



When you've had a go at body percussion you can try this activity. You can choose a song and listen to the different instruments that make up all the parts of the music. If you choose listen and layer you can hear the different instruments and just hear the person singing. Click on the picture below.



Start with this song. It is quite a peaceful song about being near the sea. It shows you which instruments are playing. Listen again and choose an instrument to listen to for the whole song. What do you notice?



Topic

Topic- Activity Two

Learning about plants

In our wonderful world there are lots of beautiful plants. Some are trees, some are plants that make food and some are flowers.


Click on the picture and watch the films to learn about the different parts of a plant. Do you remember when we planted beans outside?

- Draw a plant to show the different parts. Can you add labels to show the names of the different parts.
- Can you take photos of different types of plants in your garden. Do they all have flowers? Do some just have leaves? Have you grown anything you can eat?
- Add your photos to your portfolio area to show me.





Topic



Topic- Activity Three



In the story Billy has a beetle and finds a caterpillar.

There are lots of small creatures (minibeasts) that live in our gardens.

Have a look in your garden or if you go for a walk, have a look as you're walking. See what you can find.

They might be living under things like stones or twigs. They might be in the grass or on plants that you have.

Take photos of the minibeasts that you find and post them in your portfolio area. Can you find out the name of each of the minibeasts that you find and try writing the name in your Red Book?



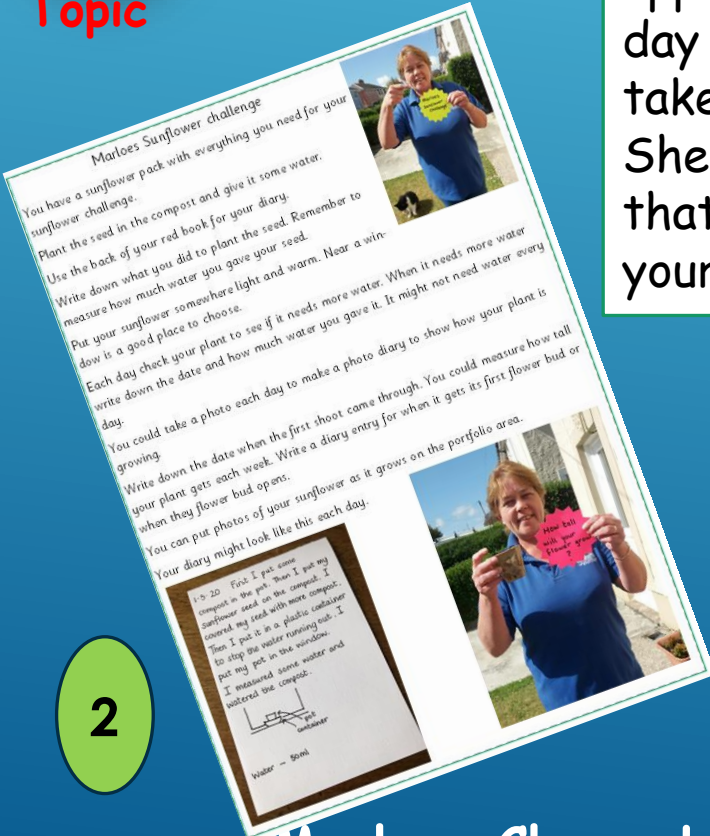
Topic

Topic- Activity Four

Sunflower Challenge

Write down when your sunflower seed starts to push through the compost and you can see a shoot.

Sheet 1-write down the day the shoot appeared. For example it could be day 6 or day 7 and draw what you can see. You could take a photo and send it to me on Class Dojo. Sheet 2- write a diary entry for the date that the shoot appears like the example on your challenge sheet.



Don't forget to take photos!



1

Day One-draw what you did to plant the seed.	Day ____ -I could see the first shoot	Day ____ -I could see leaves
Day ____ -I could see flower buds	Day ____ -the bud started to open	Day ____ -the flower was fully grown

Marloes Class- Learning for week beginning 11th May 2020 - Topic Task 4