

# Little Haven

## Group 2

# Home-learning

Week beginning 8<sup>th</sup> June 2020



Gelliswick Church in Wales  
VC Primary School




# Staying safe



## Article 24:

You have the right to the best possible health. You should have good quality health care, clean water, nutritious food and a clean environment to stay healthy.



## Article 19:

You should be kept safe from all forms of violence, abuse, neglect and bad treatment by parents or anyone else who looks after you.



## Online safety:



If you are worried about something, speak to a **grown-up** at home, if you can.



If you cannot speak to someone at home, you can call **ChildLine** for free.



If you can't speak to a grown-up at home, click on the worry box.



# Daily activities

Please find below some activities that you can do every day.

Read for 10 minutes with a grown up.



<https://readingeggs.co.uk/>

Learn to sing and sign 'I can sing a rainbow' with Mr Tumbles

<https://www.youtube.com/watch?v=yLpEGM34Fic>

Roll a dice. What number do you need to add to it to make 10? Repeat 5 times.

Roll a dice. What number do you need to add to it to make 20? Repeat 5 times

Cosmic Yoga  
The Very Hungry Caterpillar.

<https://www.youtube.com/watch?v=xhWDiQRrC1Y>

QRrC1Y



Daily activities



# Maths Introduction and WAGOLL

Morning	Noon	Night
		
		
		
		

This week we are going to be learning about time. We are going to use vocabulary related to time such as *before* and *after* to describe, sort and order events.

We can use *first* and *next* to describe an order of events. When talking about the day we can use the language *morning*, *afternoon* and *evening*.



**Morning**  
Brush teeth



**Afternoon**  
Play time



**Evening**  
Bedtime  
story

# Maths Task



Breakfast



Bedtime  
story



Get  
dressed



Go to  
a party

Can you sort the activities into three groups labelled **morning**, **afternoon** and **evening**?

Can you think of two more activities for each group?

Dora is describing her day.



Dora

First, I went to the park.  
After lunch, I went to the  
cinema.  
Before the cinema, I went  
to a café for lunch.


Can you draw and label pictures to order Dora's day?



First



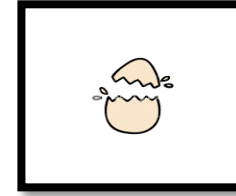
Next



Then

# Literacy Introduction

**This week we are going to be learning about an amazing creature that hatches from a tiny egg.**



**It starts off with lots of legs and crawls everywhere.**

**But later it has wings and can fly!**



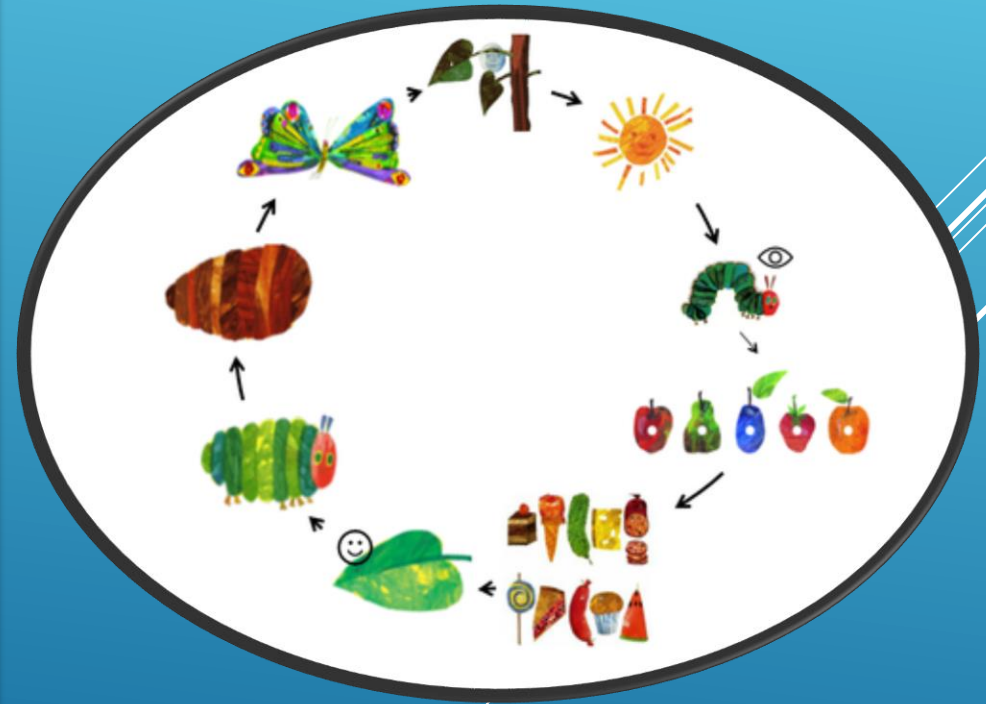
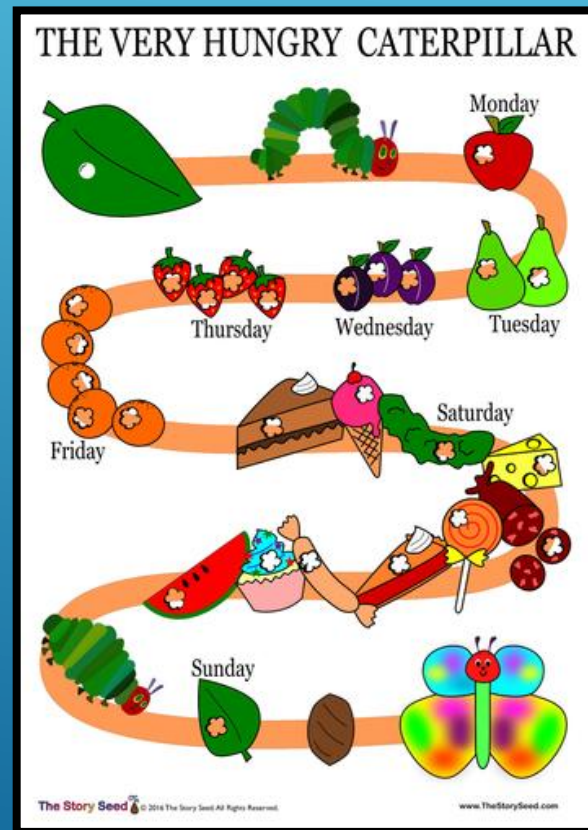
**What do you think it could be?**

# Literacy WAGOLLS and Task

You can watch and read along with the story here-

<https://www.youtube.com/watch?v=btFCtMhF3il>

**Make your own storymap to show how the caterpillar hatched from its egg, ate its way through lots of food, grew into a cocoon, and finally transformed into a beautiful butterfly.**





# Topic Introduction

This term we are going to be finding out about



Each week we will look at a different minibeast.

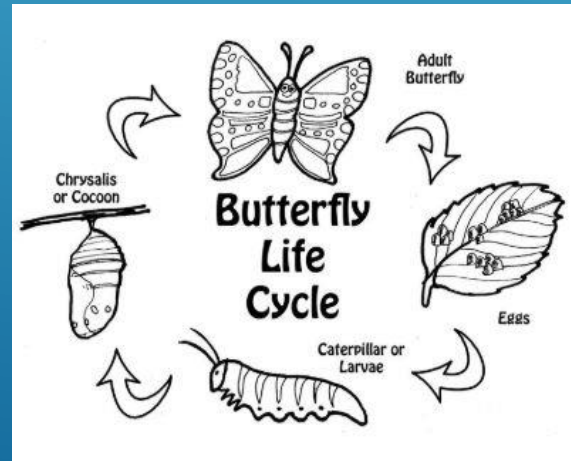
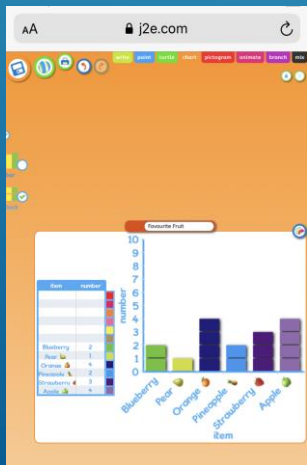

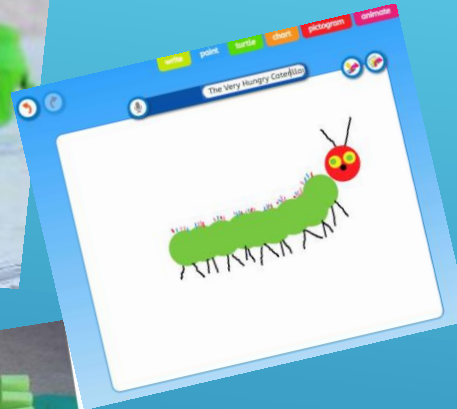
This week we are going to learn about **caterpillars!**

Choose one of the activities to do each day.





# Topic WAGOLLS and extra help



## Tiny Caterpillar on a Leaf Song

There's a tiny caterpillar on a leaf, wriggle wriggle, x2  
There's a tiny caterpillar, tiny caterpillar, tiny caterpillar on a leaf  
wriggle wriggle.

He will eat the leaves around him till he's full, munch munch, x2  
He will eat the leaves around him, eat the leaves around him, eat  
the leaves around him till he's full munch munch.

A cocoon he is spinning for his bed, spin spin, x2  
A cocoon he is spinning, cocoon he is spinning, cocoon hes spinning  
for his bed, spin spin.

Then he'll be a butterfly and fly away flap flap, x2  
Then he'll be a butterfly, be a butterfly, be a butterfly and fly  
away, flap flap.

A colorful illustration of a butterfly with rainbow wings, sitting on a brown log. The Twinkl logo is visible in the bottom left corner.

Monday 8th June 2020 - Topic WAGOLLS and extra help

# Topic Task grid

## Get creative -

Can you make a caterpillar?  
What could you use? Can you  
do it outdoors? Could you use  
paint on HWB? Could it be  
edible? You choose.

## Life Cycle of a Butterfly

Draw the stages of  
the butterfly in your  
book and label them.

This video might help  
<https://www.youtube.com/watch?v=O1S8WzwLPIM>

## Finding Out

The Very Hungry Caterpillar ate a lot of fruit!  
Can you ask people in your family what their favourite  
fruit is?

You could phone family to ask them.  
Use HWB, j2e, jit5, pictogram or chart to show what  
you found out or draw it in your exercise book.

**Music** Use this clip to sing a song about a  
caterpillar and join in the actions. Talk  
about the life cycle of a butterfly. If you  
can use instruments to play the rhythm of  
the song to the clip. You could clap the  
rhythm or use a wooden spoon on a  
saucepan!

<https://www.bbc.co.uk/bitesize/clips/z3ncd2p>

**Welsh** Watch and  
listen to the story  
(stori) - can you  
make your own fruit  
salad?


[http://resources.hwb.wales.gov.uk/VTC/2009-10/fph/cynnal/Salad\\_Ffrwythau/index.html](http://resources.hwb.wales.gov.uk/VTC/2009-10/fph/cynnal/Salad_Ffrwythau/index.html)

# Maths Introduction and WAGOLL

We are going to learn about the **days** of the week and know there are **7** days in a week. Talk about events using **today**, **yesterday** and **tomorrow**.

Learn about the **months** of the year and pick out special dates such as their birthday.

You could look at a calendar displaying days and months.





# Maths Task

Write the days of the week in order - can you write or draw what the Very Hungry Caterpillar ate on that day?

Use a calendar to look at the names of the months. Discuss special dates in their life e.g. birthdays and celebrations. Can you finish this sentence in your book?

My birthday is in\_\_\_\_\_.



## Days of the week

- What did *The Very Hungry Caterpillar* eat on Tuesday?
- On which day does *The Very Hungry Caterpillar* eat a pear?

# Literacy Introduction


## Read Write Inc

Our sound of the week is **oo**, **Poo at the zoo!**

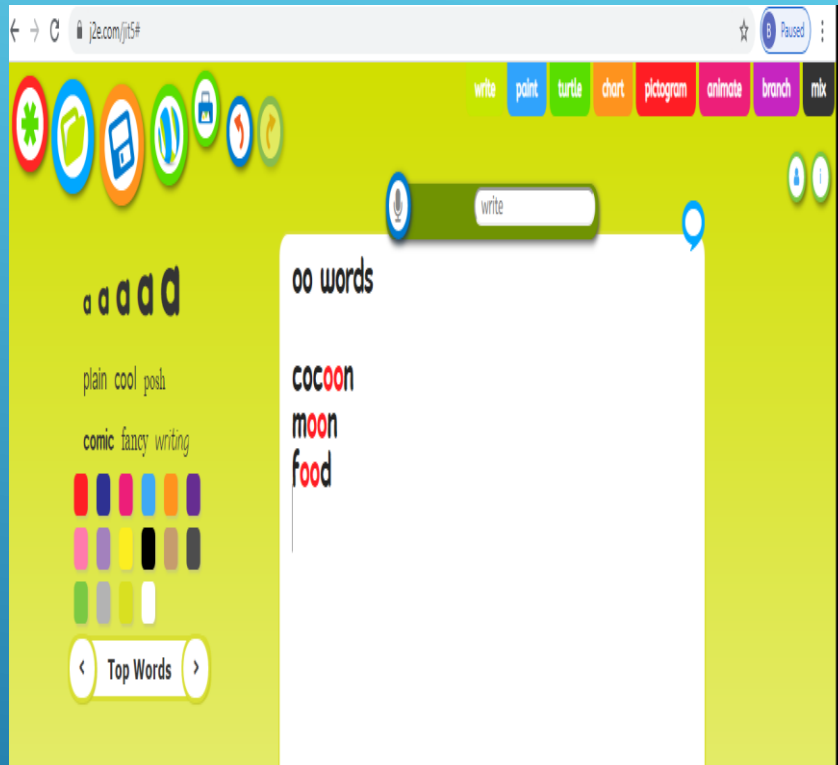
I found these oo words in the story of  
The Very Hungry Caterpillar-

moon , food, cocoon

Sound out the words and say them.




# Literacy WAGOLLS and Task



What other oo words can you think of or find?

Write your words in your exercise book or use J2e, Jit5, Write on the Hwb.

Don't forget to underline or highlight the oo special friends.





# Maths Introduction and WAGOLL

Today we are learning to tell the **time** to the hour using an analogue **clock**. Learning the language of **o'clock** and understanding the **hour** hand is the shorter hand and the **minute** hand is the longer hand.

Read the time to the hour and know when the minute hand is pointing upwards to the number 12 it is an o'clock time, and understand they need to look at the hour hand to see which hour it is.



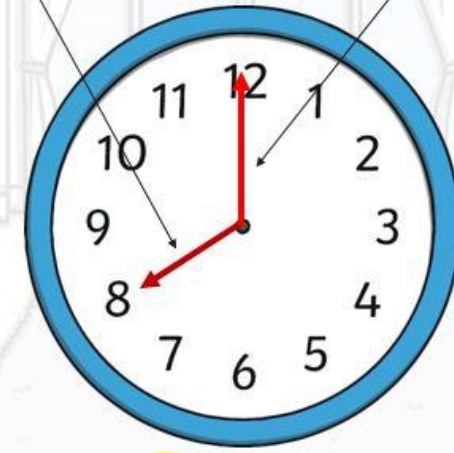
## Hours and Minutes

This is the **hour** hand.

This is the **minute** hand.

It is the shortest hand on the clock.

It is longer than the hour hand.



# Maths Task

Use the WAGOLL to give you ideas how to make your own clock.

Can you show the different o'clock times on your clock?

Take photos to show the different times or draw clocks in your book (*an adult could help with this*).



3 o'clock

7 o'clock

2 o'clock

8 o'clock

1 o'clock

10 o'clock

# Literacy Introduction



Today we are going to look at facts about caterpillars and butterflies.

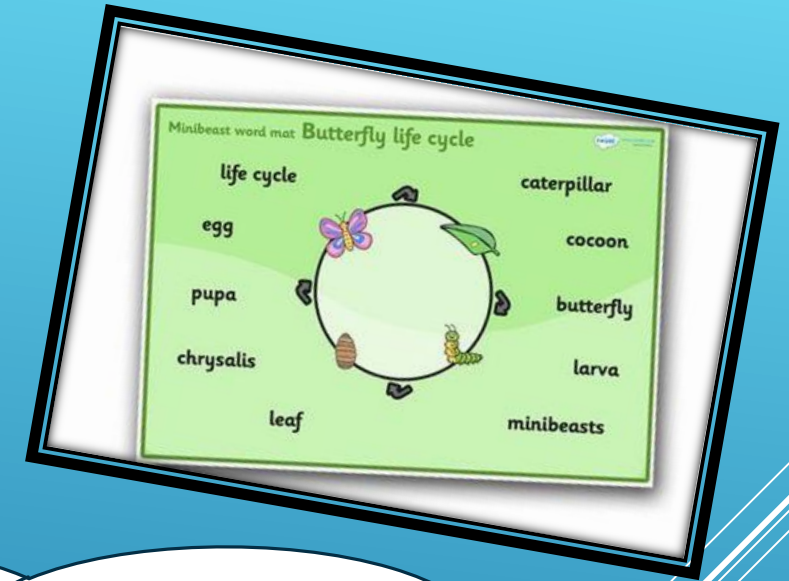
Facts give us information. They help us learn about something.





# Literacy WAGOLLS and Task

Watch this video clip  
<https://www.youtube.com/watch?v=G3VMI-EY2DM>



**Write facts about caterpillars and butterflies.**

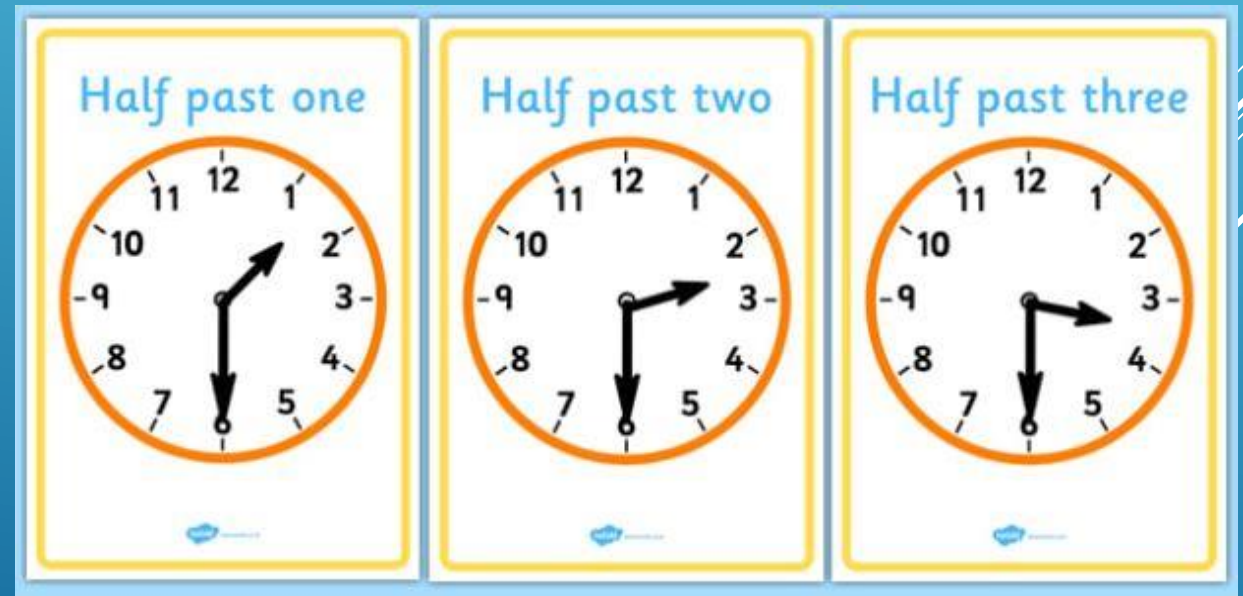
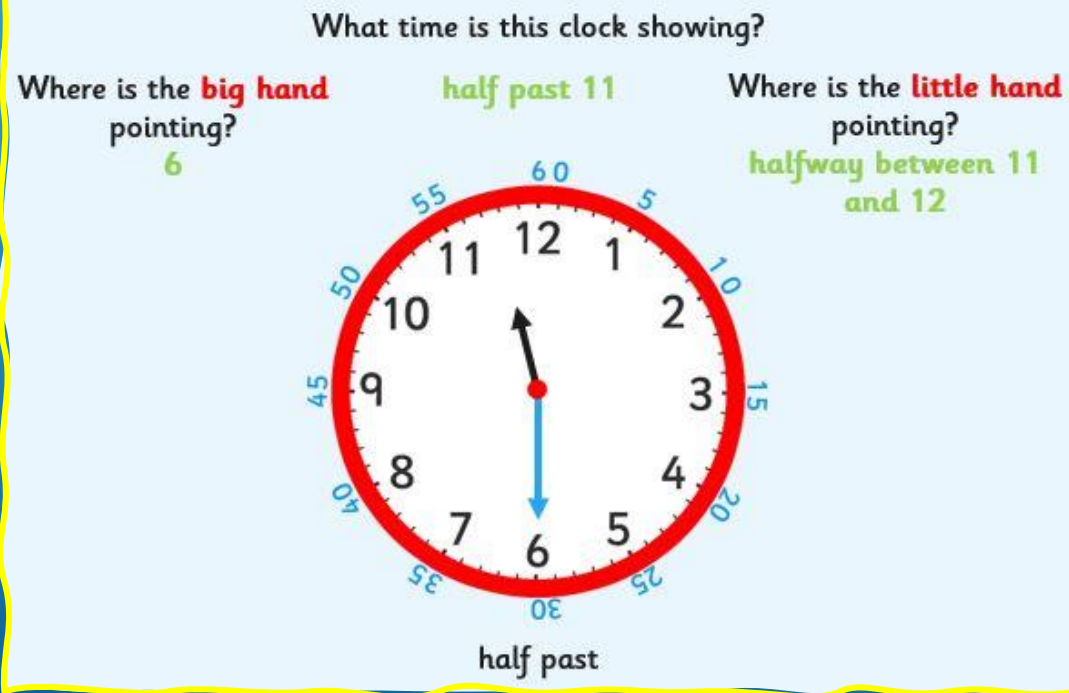
You could make sentences and pictures in your exercise book or you could log in to Hwb and use Just2easy, Jit5, and the mix tab. Then you can use the Minibeast picture stamps to create a picture and type a sentence underneath.

Don't forget to save your work!

# Maths Introduction and WAGOLL

Today we are learning to tell the **time** to the **half hour**.  
Learning the language of **half past**.

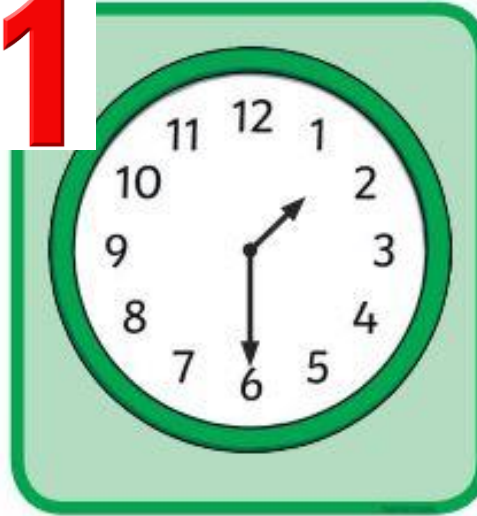
At half past the hour the minute hand has travelled halfway around the clock from the twelve and is pointing at the six and the hour hand is halfway between the hours e.g. halfway between eleven and twelve.



# Maths Task

Write the times on the clocks in your exercise book, you could use your clock from yesterday to show the times too!

1



2



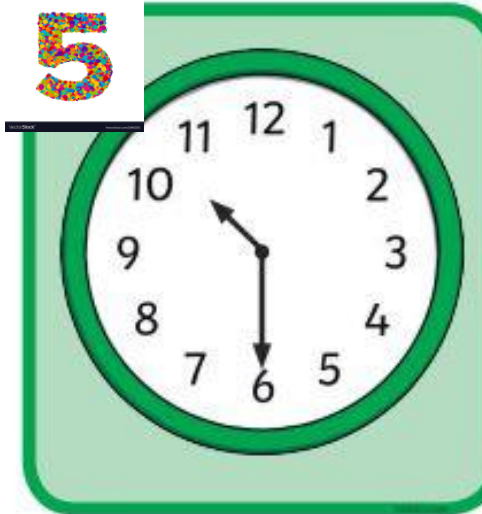
3



4



5



6





# Literacy Introduction

On Tuesday we looked at the **oo** sound where two **o** letters make a new sound together- **oo, poo at the zoo**

Today we are going to use the story of The Very Hungry Caterpillar to help us learn about a different type of double letter sound. Sometimes we see double consonants but only say the sound once.

Look at the word **caterpillar**. It has double **ll**.

The word **letters** has double.....**tt**.

# Literacy WAGOLLS and Task

The consonants are blue.

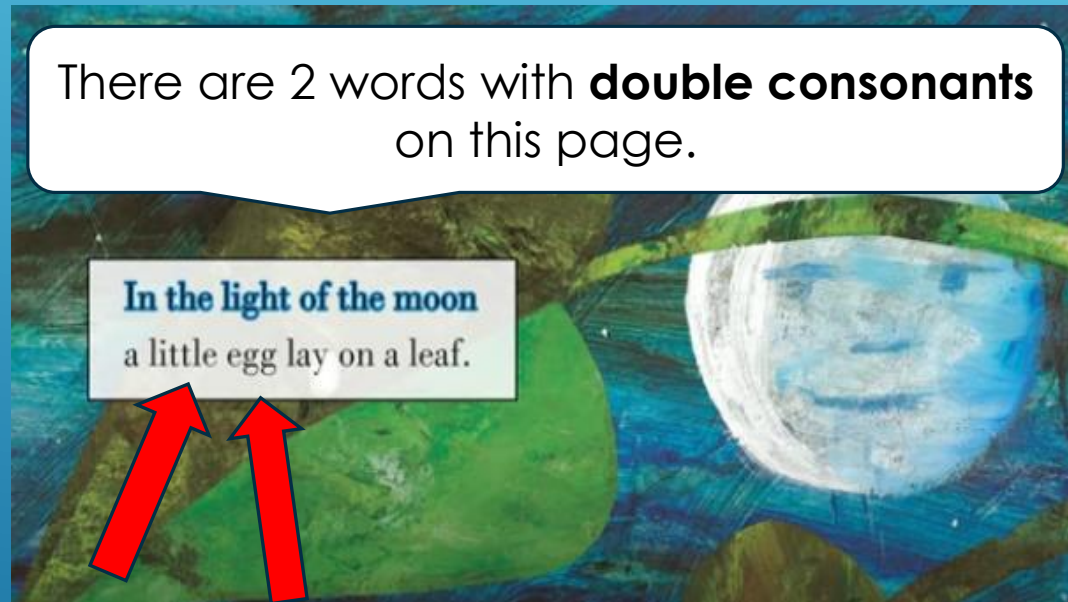
a	b	c	d
e	f	g	h
i	j	k	l
m	n	o	p
q	r	s	t
u	v	w	x
y	z	a	e

The red letters are called vowels.

Read the story again using this link-

<https://www.youtube.com/watch?v=btFCtMhF3il>

There are 2 words with **double consonants** on this page.



Read through the story of The Very Hungry Caterpillar.

Look for words with double consonants. Write them in your book or type them in Just2easy, Jit5, Write.

Can you find 5 words?

Can you find 10?  
Can you find more than 10?

# Maths Introduction and WAGOLL

Now we are going to explore the difference between seconds, minutes and hours. We will be deciding which activities would be measure in each unit of time.

We could use stop watches or sand timers to measure.










## What Can You Do in a Minute?

I can measure and record time in minutes.



Choose an activity. How many times do you think you can do it in a minute?  
Use the minute timer to see if you are correct.

Activity	Estimate	Result
Write your name 		
Star jumps 		
Count to ten 		
Stretch high and touch your toes 		
Draw a face 		
Build a tower of ten cubes 		
Sing 'Happy Birthday' 		



Maths | Year 1 | Measurement | Measure and Record Time | Lesson 1 of 2: Minutes

Little Haven Group 2 - Friday 12th June 2020 - Maths



# Maths Task

Using a timer, record how many times you can do these activities in 20 seconds

- Star jumps
- Write your name
- Hops on the spot

Can you think of any activity which takes 20 seconds?

Would you measure the duration of the activities in seconds, minutes or hours? Sort the activities into three groups: seconds, minutes and hours.

Brushing teeth

Reading a book

Saying the alphabet

Holiday flight

Playing outside


Sleeping at night

# Literacy Introduction

We know what The Very Hungry Caterpillar ate and some of it wasn't what we would call healthy!



# Literacy WAGOLLS and Task



Help The Very Hungry Caterpillar make healthy choices.

Draw him pictures of what he could eat instead of the unhealthy foods he picked.

Don't forget to label your pictures clearly.