

Year 2

Home-learning

Tuesday
12th May 2020



Gelliswick Church in Wales
VC Primary School



Welcome to today's home learning for Year 2.
Croeso i ddysgu adref heddiw am Blwyddyn 2.



Check-in



Home learning



Staying safe



Class Dojo

miStAkEs
are proof
that you are
TRYING




Staying safe



Article 24:

You have the right to the best possible health. You should have good quality health care, clean water, nutritious food and a clean environment to stay healthy.

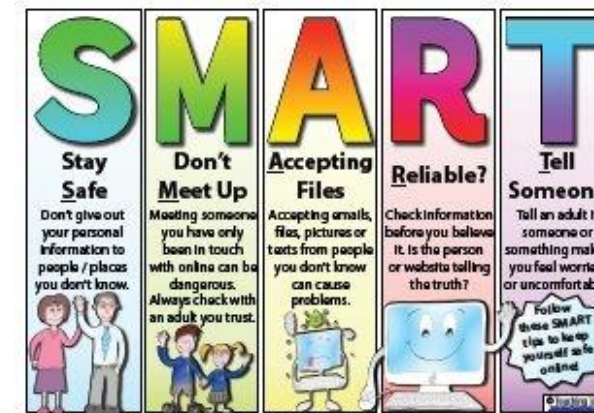


Article 19:

You should be kept safe from all forms of violence, abuse, neglect and bad treatment by parents or anyone else who looks after you.



Online safety:



If you are worried about something, speak to a **grown-up** at home, if you can.



If you cannot speak to someone at home, you can call **ChildLine** for free.



If you can't speak to a grown-up at home, click on the worry box.



Year 2 - Tuesday 12th May 2020 - Keeping you safe



Your learning for today

Click on the links below to find your learning for today.

★ Learning should not take more than 2 hours per day

★ Please upload your learning to your Class Dojo portfolio to get feedback from your teacher.



Reading



Maths



Literacy



Topic

Year 2 - Tuesday 12th May 2020 - Home Learning Menu



Reading

Introduction

WAGOLLS and help

Task



Reading



Home Learning



Reading

Reading Introduction

Prior to reading the book, during your child's RWI session the children have a speed sounds lesson. These are available online. Please follow this link <https://home.oxfordowl.co.uk/reading/reading-schemes-oxford-levels/read-write-inc-phonics-guide/>

When you follow the link you will have access to all the following;

- Join in the Set 3 Speed Sounds live lessons by Ruth Miskin Training, Monday to Friday, at 10.30am (BST). You can sign up to either via this [Facebook page](#) or [YouTube channel](#).
- Practise the sounds they have been taught from the [My Sets 2 and 3 Speed Sounds eBook](#). (The book has notes for parents.)
 - Read the [eBooks](#) at your child's particular level (I sent it in a private message).
 - Practise reading the Speed Sounds speedily on the [Set 3 Speed Sounds slideshow](#).
- When your child is confident and has finished reading the eBooks for a level, they can practise reading the words on the [Speedy Green Word slideshow](#) for that level.

When reading the books read the green words and red words with your child to set them up for success. Finally enjoy listening to your child read the story before sharing the questions at the back. In school your child would reread one book three times so it's really important not to move on to quickly and to share the same book throughout the week to help your child develop their fluency with the sounds, words, story text and questions (understanding the content is crucial). If you need any further support please get in touch.

Year 2 - Tuesday 12th May 2020 - Reading Introduction



Reading WAGOLLS and extra help



Home Learning



Reading

Top Tips

For Reading with Your Child at Home

- What is happening? Talk about what is happening in the pictures before you read the text.
What can you see?
- Discuss the meaning of words. Use a dictionary to get your child used to exploring words for themselves.
 - Make predictions. What do you think will happen next? What makes you think that?
- Discuss feelings. How do you think the characters are feeling? What has made them feel this way?
- Where is the story set? Have you read another story with the same setting? For example, 'We're Going on a Bear Hunt' by Michael Rosen and 'The Gruffalo' by Julia Donaldson are both set in the woods.
 - Discuss the problem in the story. What has happened? What went wrong?
- Discuss the resolution. How was the problem solved? Is there another way it could have been resolved?
 - Fact or fiction? Is this book a story book or a non-fiction book? How do you know?
- What have you learnt? What do you know now that you didn't know before reading the book?



Reading Task

Please access the Read write inc website, the links are on the Reading introduction slide.

I will also post links to comprehension activities here.





Maths



Introduction



WAGOLLS and help



Task





Maths Introduction

This week we are learning all about **money**.
Have a go at solving this problem.

Gob-stopper

Jade bought a gob-stopper.
It cost 6p.



She paid for it exactly.
Which coins did she use?

There are 5 different ways to do it.
Find as many as you can.

What if the gob-stopper cost 7p?

Different Coin Combination Challenge

Look at the coins below. How many different ways can you use them to make a total of 25p? One has been done for you.



10p, 10p, 5p	25p	Free One!
		Good Start!
		Keep Going!
		Doing Well!
		You've Found Lots!
		Good!
		Very Good!
		Excellent!
		Superb!
		Amazing!
		Professional!
		World Record!

*Check the maths answers to see how you did.

** Check the maths answers to see how you did.

Year 2 - Tuesday 12th May 2020 - Maths Introduction



Maths

Maths WAGOLLS and extra help



* 1 star challenge.

Write different amounts on paper then
pop them in a baking tray.
Make the amounts with the least amount
of coins possible.



Maths


Maths Task

* Make different amounts with the least amount of coins possible.

** Use this link to watch the video and complete the tasks to go with it.

<https://whiterosemaths.com/homelearning/year-3/>

Complete lesson 1 then have a go at the activity. Click on get activity.




Lesson 1 - Convert pounds and pence

Convert pounds and pence

£1



00:00



Get the Activity

Y3 Lesson 1 Convert pounds and pence 2019



Year 2 - Tuesday 12th May 2020 - Maths Task



Literacy

Introduction

WAGOLLS and help

Task



Literacy



Literacy Introduction

The Three Little Pigs

Once upon a time there were three little pigs who were told by their mother to leave home.

One sunny afternoon they said goodbye to their mother and they walked happily into the forest.

A little while later, the first little pig met man and bought some straw. He built himself a fine, golden house.

But, along came the big bad wolf.

Suddenly he knocked loudly on the front door and shouted, "Little pig! Little pig! Let me come in!"

The little pig replied, "No! No! Not by the hairs on my ~~chinny~~ chin ~~chin~~!"
"Then I'll huff and I'll puff and I'll blow your house in!"

So the Big Bad Wolf huffed and he puffed and he blew down the house of straw.

Next, the second little pig met an old man and he bought some sticks. He built himself a fine, wooden house.

But, along came the big bad wolf.

Suddenly he knocked loudly on the front door and shouted, "Little pig! Little pig! Let me come in!"

The little pig replied, "No! No! Not by the hair on my ~~chinny~~ chin ~~chin~~!"
"Then I'll huff and I'll puff and I'll blow your house in!"

So the Big Bad Wolf huffed and he puffed and he blew down the house of sticks.

After that, the third little pig met an old man and bought some bricks. He built himself a fine, strong house. He went inside with his brothers.

Suddenly the wolf knocked on the front door and shouted, "Little pig! Little pig! Let me come in!"

The little pigs replied, "No! No! Not by the hair on my ~~chinny~~ chin ~~chin~~!"
"Then I'll huff and I'll puff and I'll blow your house in!"

So the Big Bad Wolf huffed and he puffed... but he could not blow it down.

So, the Big Bad Wolf scrambled up onto the roof. Next the three little pigs placed an enormous pot of boiling hot soup onto the fireplace.

Suddenly, there was a terrible noise and the big Bad Wolf fell down the chimney... splash... into the pot.

That was the end of the big bad wolf!

The pigs lived happily ever after!

This is a version of the TFW story that Mrs Mountstevens is telling in the video posted on the dojo class story wall.



I will post a bigger version on dojo for you to look at or print for the literacy task today



Home learning



Literacy

Literacy WAGOLLS and extra help

Year 2 - Tuesday 12th May 2020 - Literacy WAGOLLS and extra help



Literacy Task



See dojo for downloadable copy of text or see copy literacy introduction page.

*- Look at the story text for the Three little pigs. Can you find any words with these sounds in?
Make a list in your red book.

ou

ow

th

ee



** - As the 1 star challenge but can you write 5 new sentences with 5 of the words you found?





Topic

Introduction

WAGOLLS and help

Tasks





Topic


Topic Introduction

We wanted to give you more flexibility as to when you complete these activities, so we have put all the activities on one page.

Pick an activity each day, it is up to you when you complete them.

The WAGOLL page will have an example of what an activity might look like at the end, or it will provide you with further details of the activity.

This week's topic activities are linked to the 3 little pigs.





Topic

Topic Task grid

Watch Mr wolfs pancakes.
https://www.youtube.com/watch?v=6_VosU2oLgY

Make pig pancakes.
100g plain flour, 300ml milk, 2 eggs.

Literacy.

Write instructions for how to make pig pancakes.

Physical - Play what's the time Mr wolf.

Maths.

Can you create a 3D house for the 3 little pigs using spaghetti, sweets, cocktail sticks or blue tac



Creative / physical.

Can you create a house out of things you can find in your garden? Be as creative as you can! Or create a Lego house.

Creative.

Make a mask for a character from the story and record yourself retelling the story.



Science.

Collect some things from your house or outside to see if they will blow over. You could use a hairdryer or complete the activity outside on a windy day. Make a prediction before you start.

Literacy / ICT

Draw characters from the story and write using speech marks what each character might say. You might like to do this work on HWB - Just to easy - JIT 5

Physical / Maths.

Go for a walk to collect some sticks. Measure your sticks - can you order them in length. Then make something using your sticks.



Year 2 - Tuesday 12th May 2020 - Topic Task




Reading Answers

Year 2 - Tuesday 12th May 2020 - Reading Answers



Maths

Maths Answers



These are the coins you could have used for 6p.

1. 5p and 1p
2. 1p x 6
3. 2p x 3
4. 2p, 1p, 2p, 1p
5. 2p, 1p, 1p, 1p, 1p

- 20p, 5p
20p, 2p, 2p, 1p
20p, 1p x 5
20p, 2p, 1p, 1p
10p, 10p, 2p, 2p, 1p
2p x 10, 5p
5p x 5
1p x 25
10p, 10p, 1p x 5
10p, 5p, 1p x 10
5p, 5p, 5p, 10p

Different Coin Combination Challenge

Look at the coins below. How many different ways can you use them to make a total of 25p? One has been done for you.



10p, 10p, 5p	25p	Free One!
		Good Start!
		Keep Going!
		Doing Well!
		You've Found Lots!
		Good!
		Very Good!
		Excellent!
		Superb!
		Amazing!
		Professional!
		World Record!


2 star challenge answers on website
for maths task.

<https://whiterosemaths.com/homelearning/year-3/>

 Get the Answers

Y3 Lesson 1 Answers Convert pounds and pence 2019

Year 2 - Tuesday 12th May 2020 - Maths Answers



Literacy Answers



Topic Answers

Year 2 - Tuesday 12th May 2020 - Topic Answers