

Whitesands Home-learning

Monday-Friday
29th-3rd July 2020

Start



Gelliswick Church in Wales
VC Primary School



Welcome to this week's home learning for Whitesands!

Croeso i ddysgu adref heddiw am Dosbarth Whitesands!



Check-in



Home learning



Good morning Whitesands class. **We are carrying on with the topic of 'Transport and Travel'.** Don't forget to **sing the hello song** before you start your learning and listen to **our new class story 'Up, Up, Up!'**



Staying safe



Class Dojo

Hello Song:

<https://www.youtube.com/watch?v=tVlcKp3bWH8>

Up, Up, Up! Story

https://www.youtube.com/watch?v=LrdoTiER_Jo




Staying safe



Article 24:

You have the right to the best possible health. You should have good quality health care, clean water, nutritious food and a clean environment to stay healthy.



Article 19:

You should be kept safe from all forms of violence, abuse, neglect and bad treatment by parents or anyone else who looks after you.



Online safety:



If you are worried about something, speak to a **grown-up** at home, if you can.



If you cannot speak to someone at home, you can call **ChildLine** for free.



If you can't speak to a grown-up at home, click on the worry box.





Your learning for today

Click on the links below to find your learning for today.

★ Learning should not take more than 2 hours per day

★ Please upload your learning to your Class Dojo portfolio to get feedback from your teacher.



Reading



Maths



Literacy



Topic

Whitesands - 29th-3rd July 2020 - Home Learning Menu



Reading

Introduction

Tasks



Reading



Reading Introduction



Home Learning



Reading

In Whitesands class reading tasks are presented differently for each child. Some of the children are still pre-reading and accessing the 'See and Learn' programme which involves matching pictures.

Other children are working at a sound level and some at a word and sentence level which includes LTR and flashcards.

In addition it is important that all the children hear and listen to stories regularly. Please try and find sometime in the day or evening to sit and share a book with your child. Picture books and tactile books are equally as valuable for the younger children to engage with. Use some titles off the book list opposite to help you.

Whatever level your child is at it would be great if you could spend a few minutes each day practicing. Whether it's See and Learn, LTR or flashcards, you already have resources in your pack. If you require more resources or support to do this, please contact us.

Songs and rhymes play an important part in a child's literacy development and are also a great way to develop interacting and attention. Here are some good examples and ideas for songs and rhymes linked to our theme of 'transport and travel'. Have a go at the ones you know.

Row, Row ,Row your Boat
The wheels on the Bus
Down at the station
The big ship sails on the ally-ally-oh
Bobby shafto
A sailor went to sea
5 little men in a flying saucer
5 little firemen
Michael Row your boat ashore
Can you think of anymore?

This is the book list linked to our topic of 'Travel and Transport'. Here are some ideas of books you could read or listen to linked to our new theme. Have a look to see if you have any at home you could read or listen to them on Youtube.

We all go travelling by
Up, up, up.

Mr Gumpy's Outing
Mr Gumpy's Motor Car
Postman Pat or Fireman Sam
The Train Ride
Thomas the Tank Engine
Who sank the boat?
Duck in the truck
Mrs Armitage on Wheels
Let us know if you had any different ones.?




see and learn 
visual learning • step by step

Whitesands - 29th-3rd July 2020 - Reading Introduction



Reading Tasks



ACTIVITY 1:

Here is the link for the class story 'Up, Up, Up!'

https://www.youtube.com/watch?v=LrdoTiER_Jo

Hope you enjoy it. You can also listen to Mrs Hadley reading the story on our class Dojo.

ACTIVITY 3:


If you have the worksheets below in your pack have a go at packing for a hot & cold holiday.

Before you start use it as a language exercise and see how many items your child can think of to take on a hot holiday and a cold holiday. Use the pictures to jog their memory if they are struggling.

Extension activities :- Make a list in your red books or draw and label two suitcases in your red book.

If you do not have this activity in your pack have a go at doing it practically with your Child using real objects.

For more information look at the topic activity page.



ACTIVITY 2:

Hopefully you spent last week practicing reading these words and using all the different strategies we have been working on such as picture clues, blending and initial sounds to help you.

This week get an adult to help you cut out all the words and cut along the black lines to separate the words and picture and see how many you can match back up.

Remember practice is the key so don't worry if you don't match them all correctly first time, have a go every day and I'm sure you will improve. Good Luck!





Maths

Introduction

Tasks





Maths

Maths Introduction

This week in maths we are going to focus on

Number and Counting

Try out some of the activities below with an adult

- 1) count up to 10
- 2) count up to 20
- 3) count backwards from 10
- 4) count backwards from 20
- 5) count in 2's
- 6) give you child a number see if they can clap that many times
- 7) give your child a number see if they can show you that many fingers
- 8) show your child a set of vehicles see if they can count them accurately
- 9) practice tracing/tracking & writing numbers 1 - 10
- 10) sing some number songs and rhymes together





Maths

Maths Tasks

ACTIVITY 1 Dice Game

There will be a video on class dojo to support this activity. You will also see this activity appearing in the reading and literacy section of the planning over the coming weeks.

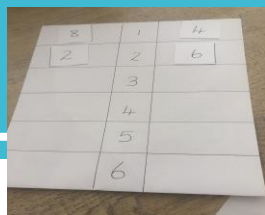
To play

Fill the board with numbers that your child is working on e.g. 1-5

1-10

1-20+

Get to role a dice and see if they can recognise the numbers they land on. Play with a sibling or an adult if it helps the child engage. Change it to spots they have to count to add variety or very simple sums.



ACTIVITY 2 - Numicon Matching

Keep going with this activity if your child has it in their pack. If not have a go at the counting activity below.



Try these activities if you have them in your pack - remember to point to each vehicle when counting so you are accurate.



ACTIVITY 3 Shape Game

Hope you found this activity fun.

This week we are going to repeat it but we are also going to extend it for those who want a bit more challenge. If your child is still working on identifying shapes continue as before otherwise why not give this a go?

Add some extra shapes of different colours and different sizes and give your child instructions to follow for example.... can you pick up a big blue square? Can you pick up a small green circle? etc...

Reverse the activity and let your child give you instructions on what shape to pick up.





Literacy

Introduction

Tasks





Literacy Introduction



Home learning

































Literacy

RWI/Phonics

Well done you have now completed all the RWI set 1 speed sounds, with the exception of th, nk & ng. Ignore these ones for now as they are really tricky and we are going to work on them once we are back in class. We are going to continue to practice all the sounds over the remainder of the term. I know you will find some easier to recognise and name than others so really concentrate on practicing the ones you are not so sure of. Remember to have a go at naming them, finding them and writing them.

Try some of the activities below using the word mat opposite. Good Luck!

- 1) Get an adult to time you saying all your speed sounds - how quick were you? Practice every day and see if you get quicker. Keep a record of your times in your red book.
- 2) Call out the sounds in a random order for your child to identify. How quickly can they find them once you have said them?
- 3) Say the following vehicles and see if your child can hear and find the initial letter for that word? car, bus, train, lorry, boat, plane & van.

m 	a 	s 	d 	t 
i 	n 	p 	g 	o 
c 	k 	u 	b 	f 
e 	l 	h 	sh 	r 
j 	v 	y 	w 	th 
z 	ch 	qu 	x 	ng 



Literacy Tasks



Literacy

ACTIVITY 1

This week we are going to continue to practice sorting transport pictures. Stick with two if your child is still not consistently sorting two, but move onto three if they are now confident enough.



ACTIVITY 2

Keep going with these writing mazes. Remember you can track each maze a few times in different colours and different media. For example firstly track it with your finger, then again with a pencil, then a third time with a coloured pencil and finally use a felt pen. This way you get lots of extra writing practice.



ACTIVITY 3

Although there isn't a new bucket time video this week, remember to watch Miss Whatlings video and try and think of an activity of your own. Transport should lend itself to lots of fun and exciting ideas! Let us know what you come up with.

ACTIVITY 4

We have now introduced all the RWI set one speed sounds. Here is a link to some fantastic resources and videos on the official RWI website. Please check them out and use them to support you when practicing your sounds. They even have a daily lesson you can join in. Remember you can also look back over the RWI videos on class Dojo and continue to practice your sounds with me.

<https://www.ruthmiskin.com/en/>

ACTIVITY 5

Look out for the last Salley video from Mrs Tomlin. Remember to watch it and join in every day.



Topic

Please look through this weeks topic activities. Try and complete at least two throughout the week and don't forgot to send us videos and photos.

Topic tasks 1

Topic tasks 2





Topic

Topic Tasks 1

Knowledge & Understanding/ Creative

Why not have a go at making a 3D hot air balloon this week. Some of them also spin when you hang them up. You could use a balloon like the one below and just add a container underneath, or you could paper mache a balloon and paint it which is my favourite. Be as inventive as you like.



Knowledge and Understanding - 'packing a suitcase'



Collect lots of different items associated with hot and cold weather for your child to sort either into 2 suitcases if you have them or 2 bags/boxes if not. Practice naming all the items with your child and reinforce 'hot' and 'cold' as you are sorting them.

Here is a list of items to help you.....

Sunglasses
Sun hat
Gloves
Scarf
Boots
Flipflops
Sun cream
Umbrella
Coat
Shorts
Woolly hat
Swimming trunks



Whitesands - 29th-3rd July 2020 - Topic Introduction



Topic Tasks 2



Home Learning



Topic

Physical & Numeracy - 'Shapes'

Here is a games you could play to reinforce our maths work on shape.

Draw lots of large shapes either on pieces of paper on the floor if you are playing inside, or chalked on the ground if you're outside. Make a shape dice by covering a box and drawing pictures of different shapes on each side. Role the dice, name the shape and run to find the same shape marked on the floor. Make the distance the child must run further if you want them to get more exercise. Change the way the child travels if you want to vary it a little e.g. hop, skip, jump to the different shapes etc...



Knowledge and Understanding, Physical & Creative

Use any construction kits you have at home to build a vehicle of your choice and send us a photo.



Whitesands - 29th-3rd July 2020 - Topic Tasks