

# Year 2

## Home-learning

Thursday  
11th June 2020



Gelliswick Church in Wales  
VC Primary School



Welcome to today's home learning for Year 2.  
Croeso i ddysgu adref heddiw am Blwyddyn 2.



Check-in



Home learning



Staying safe



Class Dojo





# Staying safe



## Article 24:

You have the right to the best possible health. You should have good quality health care, clean water, nutritious food and a clean environment to stay healthy.

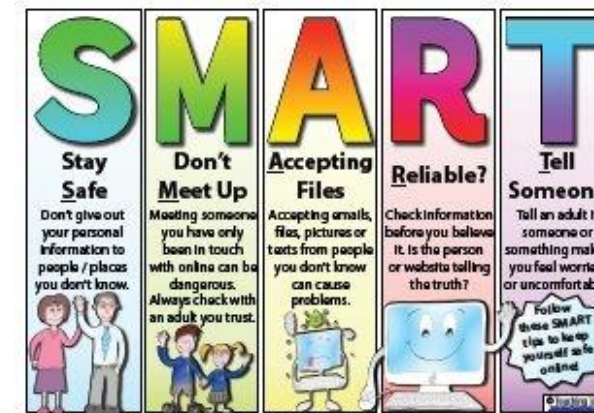


## Article 19:

You should be kept safe from all forms of violence, abuse, neglect and bad treatment by parents or anyone else who looks after you.



## Online safety:



If you are worried about something, speak to a **grown-up** at home, if you can.



If you cannot speak to someone at home, you can call **ChildLine** for free.



If you can't speak to a grown-up at home, click on the worry box.



Year 2 - Thursday 11th June 2020 - Keeping you safe





# Your learning for today

Click on the links below to find your learning for today.

★ Learning should not take more than 2 hours per day

★ Please upload your learning to your Class Dojo portfolio to get feedback from your teacher.



**Reading**



**Maths**



**Literacy**



**Topic**



# Reading

Introduction

WAGOLLS and help

Task



Reading



# Reading Introduction

Prior to reading the book, during your child's RWI session the children have a speed sounds lesson. These are available online. Please follow this link <https://home.oxfordowl.co.uk/reading/reading-schemes-oxford-levels/read-write-inc-phonics-guide/>

When you follow the link you will have access to all the following;

- Join in the Set 3 Speed Sounds live lessons by Ruth Miskin Training, Monday to Friday, at 10.30am (BST). You can sign up to either via this [Facebook page](#) or [YouTube channel](#).
- Practise the sounds they have been taught from the [My Sets 2 and 3 Speed Sounds eBook](#). (The book has notes for parents.)
  - Read the [eBooks](#) at your child's particular level (I sent it in a private message).
  - Practise reading the Speed Sounds speedily on the [Set 3 Speed Sounds slideshow](#).
- When your child is confident and has finished reading the eBooks for a level, they can practise reading the words on the [Speedy Green Word slideshow](#) for that level.

When reading the books read the green words and red words with your child to set them up for success. Finally enjoy listening to your child read the story before sharing the questions at the back. In school your child would reread one book three times so it's really important not to move on to quickly and to share the same book throughout the week to help your child develop their fluency with the sounds, words, story text and questions (understanding the content is crucial). If you need any further support please get in touch.



# Reading WAGOLLS and extra help

## Top Tips

### For Reading with Your Child at Home

- What is happening? Talk about what is happening in the pictures before you read the text.  
What can you see?
- Discuss the meaning of words. Use a dictionary to get your child used to exploring words for themselves.
  - Make predictions. What do you think will happen next? What makes you think that?
- Discuss feelings. How do you think the characters are feeling? What has made them feel this way?
- Where is the story set? Have you read another story with the same setting? For example, 'We're Going on a Bear Hunt' by Michael Rosen and 'The Gruffalo' by Julia Donaldson are both set in the woods.
  - Discuss the problem in the story. What has happened? What went wrong?
- Discuss the resolution. How was the problem solved? Is there another way it could have been resolved?
  - Fact or fiction? Is this book a story book or a non-fiction book? How do you know?
  - What have you learnt? What do you know now that you didn't know before reading the book?



# Reading Task

Please access the Read write inc website, the links are on the Reading introduction slide.

.







# Maths



Introduction



WAGOLLS and help



Task





# Maths Introduction

This week we are learning all about data. Today we are going to look at how we read data from a pictogram.

A **pictogram** is a chart or graph which uses pictures to represent data.

<https://www.bbc.co.uk/bitesize/clips/zg4d2hv>

Have a look at this video to help you.




















Maths

# Maths WAGOLLS and extra help




















\* 1-star  
challenge.

Favourite Fruit

	= 2 children				
	= 2 children				
	= 2 children				
	= 2 children				
					
		Banana	Grapes	Apples	Pears

\*\* 2-star  
challenge.

Favourite Colour

40					
32					
24					
16					
8					
0					
	Red	Blue	Green	Yellow	Pink



Maths

# Maths Task

Look at the data in the WAGOLL

- \* 1. What is the favourite fruit?
- 2. How many children chose apples as their favourite fruit?
- 3. How many more children chose bananas than grapes, as their favourite fruit?
- 4. How many children chose apples or pears as their favourite fruit?

Write your own questions for a friend.

- \*\* 1. What is the least favourite colour?
- 2. How many children chose yellow as their favourite colour?
- 3. How many fewer children chose green than blue as their favourite colour?
- 4. How many children chose pink and red as their favourite colour?

Write your own questions for a friend.







# Literacy

Introduction

WAGOLLS and help

Task



Literacy



# Literacy Introduction

## James and the Giant Peach



The Task set today can be split over Wednesday and Thursday.

You can choose to do either task 1 or task 2

It is entirely up to you!

Of course, you can complete both if you would like!





Literacy

These tasks are to be completed over Wednesday and Thursday. I will give you a choice of activity. You can choose task 1 or 2.

# Literacy Task



**Task 1** - We read the story from James' point of view. Imagine instead that you are one of the insects. Finish the explanation of what happened to you... 'I was messing about in the garden under the old peach tree and suddenly a funny little \_\_\_\_\_' Try and write as much as you can using describing words and remembering capital letters and full stops.

**Task 2** - James meets some very interesting creatures inside the peach. Choose one of the creatures to research online or in books you may have at home. Write a fact file for that creature including pictures. You may want to write about their Habitat, what they eat and include some fun or freaky facts. Remember to use headings for each part.







# Topic



Introduction



WAGOLLS and help



Tasks






**Topic**

# Topic Introduction

**We wanted to give you more flexibility as to when you complete these activities, so we have put all the activities on one page.**

**Pick an activity each day, it is up to you when you complete them.**



**Our topic is 'James and the giant peach'  
This week our topic learning activities are  
going to focus on bugs/insects.**





Topic

# Topic WAGOLLS and extra help

Can you create a space in your garden for bugs to live?



This one is made from putting sticks inside an old plastic bottle, so you would be recycling too!



Year 2 - Thursday 11th June 2020 - Topic WAGOLLS and extra help



Home Learning



Topic

Lift up some rocks and stones either in your garden or on a walk today, how many bugs do you find?  
 \*\* Make a graph on J2e

# Topic Task grid

<https://www.sciencekids.co.nz/sciencefacts/animals/insect.html>

\*Read the facts about insects.

\*\*Can you research some more facts and write your facts in your red book or on HWB.

Some mystery bugs have visited Mrs Williams' garden. Can you crack the riddles to work out what they were?  
 (clues on answer page)

Create a sketch of a bug.

\*\* Create a sketch and write facts about your chosen bug. You can do this on HWB or in your red book.

Can you create a space in your garden for bugs to live?

ICT

Go to Hwb, then J2E, then JIT5.

At the top of the page, click 'turtle' you need to scroll down to click on 'Flowers'. Have a play around with the instructions on the side, can you make the butterfly visit all of the flowers?

## Bug Bingo!

You will need a dice for this game (if you do not have one, you can type 'online dice' into google and use one from there). You can roll the dice as many times as you want, start with a body shape, then draw on whatever you roll.

I'm looking forward to seeing all of your weird and wonderful bug creations!

If you roll a:	You must draw:
1	Wing
2	Antenna
3	Pincer
4	Legs
5	A mouth
6	Eyes

Year 2 - Thursday 11th June 2020 - Topic Task







# Reading Answers

Year 2 - Thursday 11th June 2020 - Reading Answers



**Maths**

# Maths Answers

## Favourite Fruit

1. What is the favourite fruit? **banana**

2. How many children chose apples as their favourite fruit? **8**

3. How many more children chose bananas than grapes, as their favourite fruit? **8**

4. How many children chose apples or pears as their favourite fruit? **14**


## Favourite Colour

1. What is the least favourite colour? **green**

2. How many children chose yellow as their favourite colour? **40**

3. How many fewer children chose green than blue as their favourite colour? **8**

4. How many children chose pink and red as their favourite colour? **56**



# Literacy Answers

Year 2 - Thursday 11th June 2020 - Literacy Answers



Topic

# Topic Answers

1	From small in size, to big as whoppers, we hop in the grass so we are called _____!
2	I don't like butter, and I'm not a fly, whoever named me didn't really try, I am a _____!
3	I am very hungry, munching on leaves all day long, but one day I will fly instead of crawling along, I am a _____!
4	I am very busy, you will see, making honey for you and me, I am a _____!
5	I am an insect, but the first three letters of my name is the name of another insect, I am a _____!
6	You may have read a book about what I heard, but I never said a word. I am a _____!
7	I am super long, super strong, my friends sing 'see him wriggle, see him squirm, hip hip hooray for _____!'
8	I hitched a lift around the world, and saved my friend the whale. I am a _____!