

Nursery Home-learning

Monday
8th June 2020



Gelliswick Church in Wales
VC Primary School



Welcome to today's home learning for Meithrin

Croeso i ddysgu adref heddiw am Dosbarth meithrin



Check-in



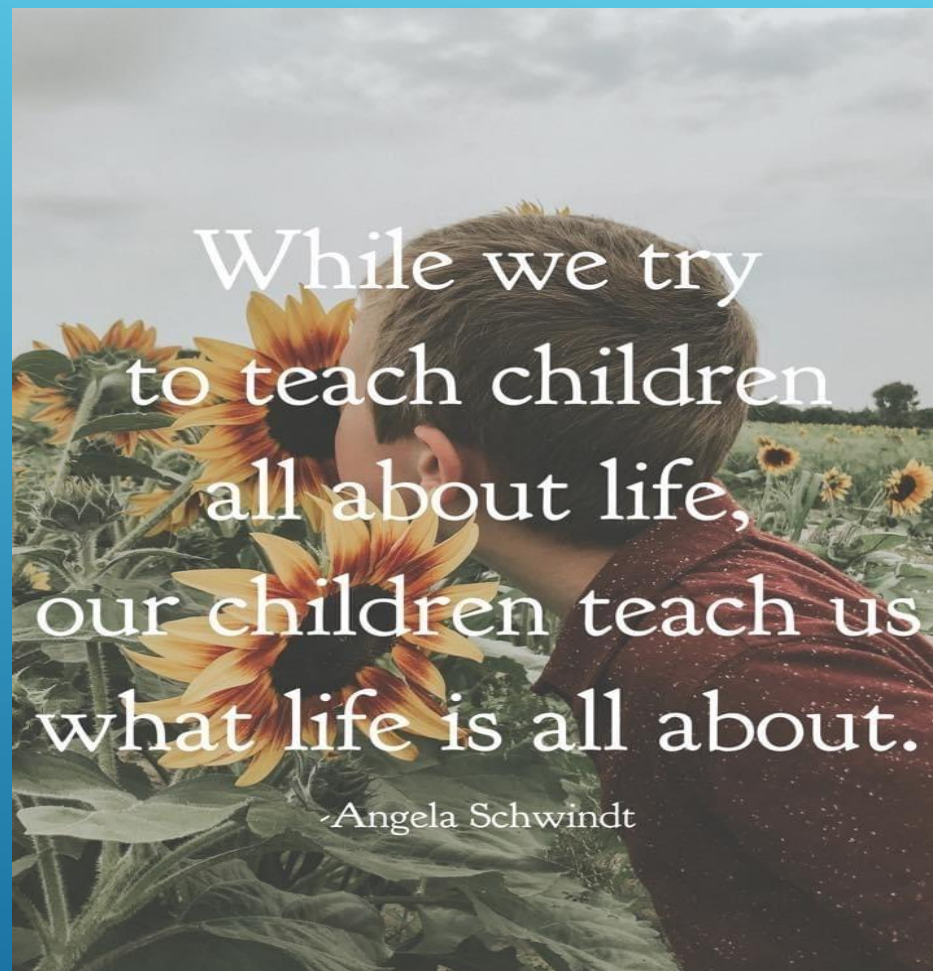
Home learning



Staying safe



Class Dojo






Staying safe



Article 24:

You have the right to the best possible health. You should have good quality health care, clean water, nutritious food and a clean environment to stay healthy.



Article 19:

You should be kept safe from all forms of violence, abuse, neglect and bad treatment by parents or anyone else who looks after you.



Online safety:



If you are worried about something, speak to a **grown-up** at home, if you can.



If you cannot speak to someone at home, you can call **ChildLine** for free.



If you can't speak to a grown-up at home, click on the worry box.





Your learning for today

Click on the links below to find your learning for today.

★ Learning should not take more than 2 hours per day

★ Please upload your learning to your Class Dojo portfolio to get feedback from your teacher.




Reading



Maths



Literacy



Topic



Reading

Introduction

WAGOLLS and help

Task



Reading



Reading Introduction

The MORE
that you read,
the MORE things
you will know.
The MORE that you
Learn,
the MORE places you'll go.



Please follow this link to Oxford Owl

<https://www.oxfordowl.co.uk/api/interactives/29253.html>

Then use

Username -Poppit sands ft

Password - school

To log in.

We will be putting on daily links to take you to free books to read with your child.





Reading WAGOLLS and extra help

Help your child with reading

<p>I Spy</p> <p>Play 'I Spy' games. Can you find words beginning with...? Can you find a picture of a...? How many... can you see?</p>	<p>Ask Questions</p> <p>Ask questions about the story as you read it e.g. What is the story about? Why do you think they made that choice? Was it a good choice? Why did that happen? What do you think will happen next? What was your favourite part of the story? Why?</p>
<p>Make it Fun</p> <p>Enjoy reading together. Give characters funny voices and engage with the pictures. Make a game out of finding words that rhyme or start with the same sound.</p>	<p>Be Seen</p> <p>Play 'I Spy' games. Can you find words beginning with...? Can you find a picture of a...? How many... can you see?</p>
<p>Create</p> <p>Use reading to inspire drawings or new stories.</p>	<p>Go Online</p> <p>Look online & in app stores for appropriate word & spelling games.</p>
<p>Get Out</p> <p>Go to your public library regularly. Find the books you loved as a kid to read together.</p>	<p>Make Space</p> <p>Have a special place or a certain time when you read together.</p>

Read everything out loud.
Books, poems, nursery rhymes, newspaper & magazine articles, food labels... anything that is close to hand!

What did the character just do?

Why do you think that they did that?

What do you think the character is like?

What do you think will happen next?

Why do you think that?

What do you think the story is about?



Reading Task

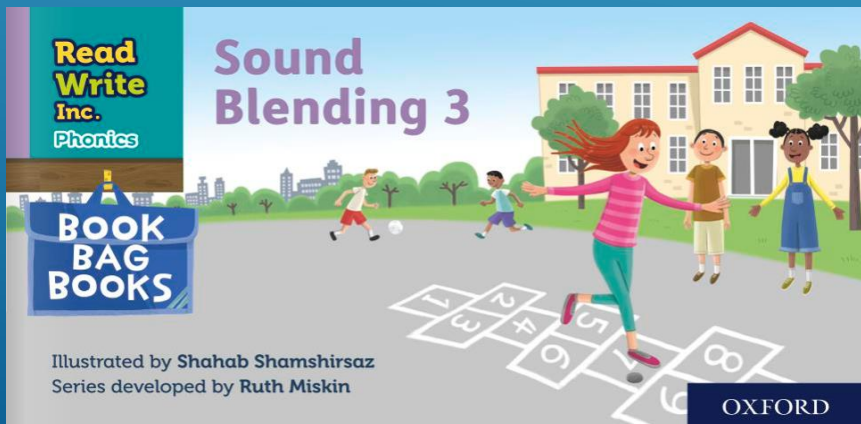
Please follow the link for your child's group
You will need to log in to Oxford owl to access the link

<https://www.oxfordowl.co.uk/api/interactives/29274.html>

Today we are going to start blending some words.
You have been building up strategies by reading picture books. Now lets try some blending.
Remember to say the sounds then blend the sounds together.

Parents video here

<https://www.youtube.com/watch?v=MNyFikwNQTg>



Nursery - Monday 8th June 2020 - Reading Task



Maths

Introduction and Wagolls



Task

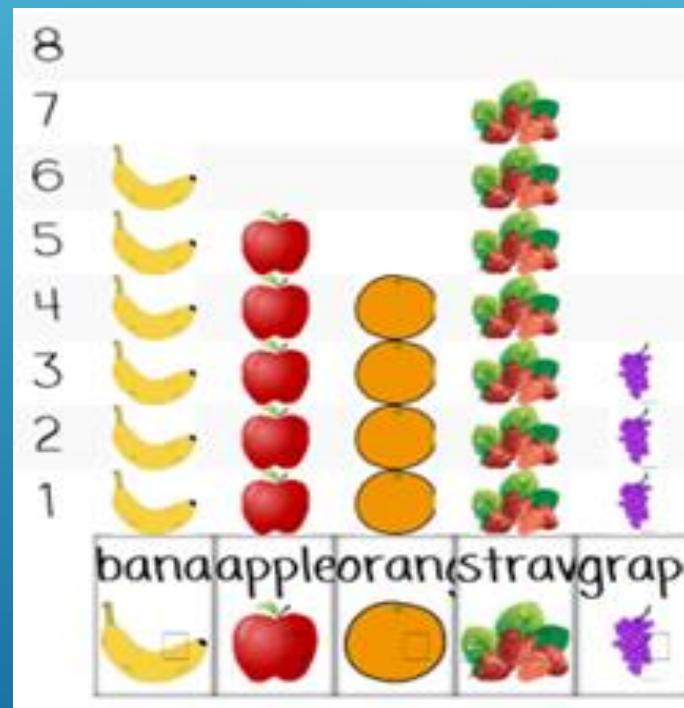
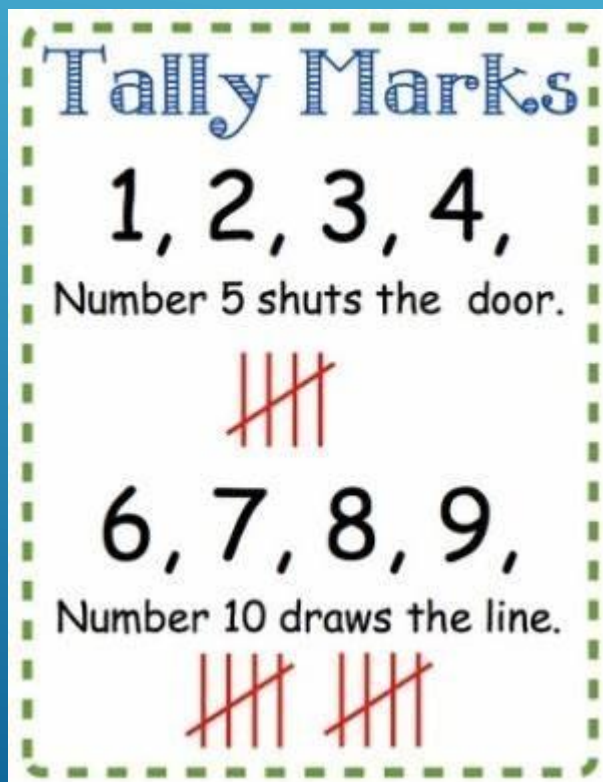




Maths









Maths Introduction and WAGOLS!

This week in maths we will be learning all about data handling. We will be learning how to create and read tally charts and introduce pictograms.



Data handling - Minibeast hunt

Use the chart and go on a minibeast hunt. How many of each mini beast can you find? Use a tally to keep track!!

Minibeast	Tally	Minibeast	Tally
			
			
			
			

If you fancy a challenge- children will need support with this. We would do it as a group in school.

Now that you have your minibeast hunt results can you use Jit 5 pictogram to make your own pictogram from your tally chart?

Save it in your folder!

If you cannot access Hwb have a go at drawing a pictogram of the minibeasts you found, in your yellow book.





Literacy



Introduction and WAGOLLS



Task



Literacy

Literacy Introduction



The Cautious Caterpillar.

Watch this story about the cautious caterpillar!

https://www.youtube.com/watch?v=UG-Q2ZL3w_Y

Now you have learnt the story, draw a picture and write some initial sounds, whole words or even sentence ,if you fancy a challenge. Use your favourite part of the story !



Topic



Introduction



WAGOLLS and help




Tasks



Topic Introduction

This term we are going to be learning all about Minibeasts! Each week we will pick a different minibeast. This week we are going to learn all about butterflies!!!!



Topic WAGOLLS and extra help

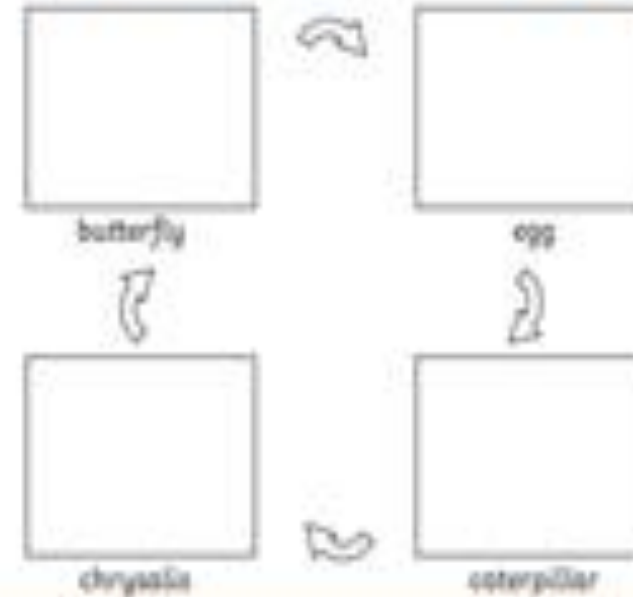


Butterfly Painting



Natural Butterfly

Life Cycle of a Butterfly



The life cycle of a butterfly



Topic Tasks

Please pick one preferred activity each day. You may want to ask your child which one they would like to do :) See the previous slide for ideas and examples for each activity!

Nature:

Can you create some butterflies using natural resources?

Investigation:

Butterfly hunt

With a grown-up, go for a walk around a garden, park or woodland. Have a look near some colourful flowers and see if you can find any caterpillars or butterflies. You could draw a picture or take a photo of any you see.

Literacy:

Can you complete the life cycle of a butterfly sheet on the previous slide?

Can you have a go at labelling them?

<https://www.youtube.com/watch?v=1EQeYA5Qbic>

Watch this video to help you!

Physical:

Can you make a minibeast obstacle course -
Crawl round like a ladybird or flutter like a butterfly or slither like a worm

Creative:


Can you paint your own butterfly?
Can you fold your paper to make the same on both sides?



Lolly stick butterfly



Walk barefoot on the grass



Read a book outside

Wild Ideas

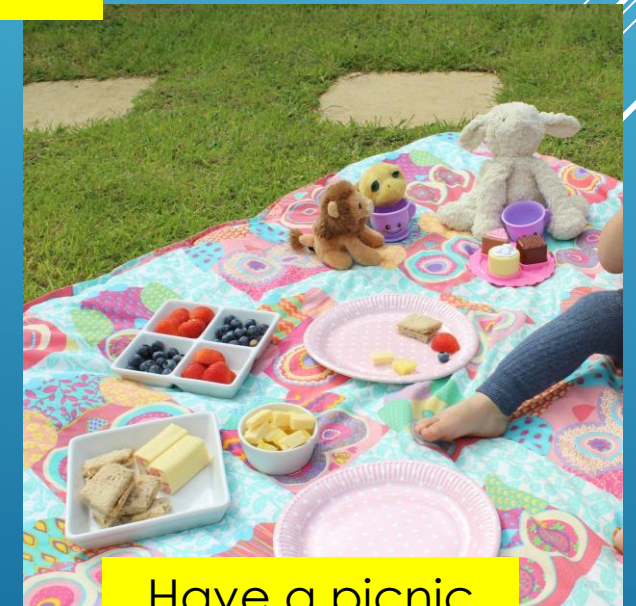


Pick wild flowers



Watch a wild web cam

Make a
MAZE
using sticks
MotherNatured.com



Have a picnic