

# Year 1

## Home-learning

Wednesday  
24th June 2020



Gelliswick Church in Wales  
VC Primary School



# Welcome to today's home learning for Year 1

## Croeso i ddysgu adref heddiw am Blwyddyn 1



Check-in



Home learning



Staying safe



Class Dojo








# Staying safe



## Article 24:

You have the right to the best possible health. You should have good quality health care, clean water, nutritious food and a clean environment to stay healthy.

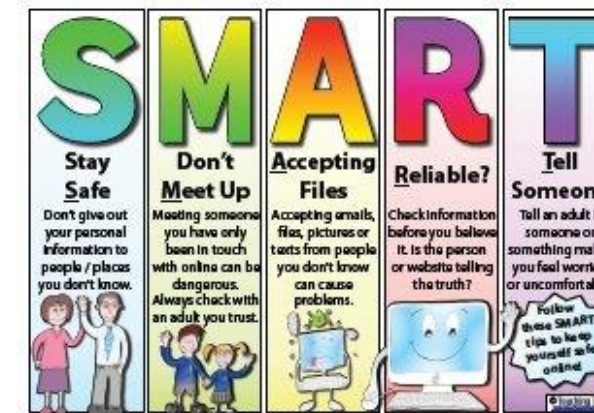


## Article 19:

You should be kept safe from all forms of violence, abuse, neglect and bad treatment by parents or anyone else who looks after you.



## Online safety:



If you are worried about something, speak to a **grown-up** at home, if you can.



If you cannot speak to someone at home, you can call **ChildLine** for free.



If you can't speak to a grown-up at home, click on the worry box.



Year 1 - Wednesday 24th June 2020 - Keeping you safe



# Your learning for today

Click on the links below to find your learning for today.

★ Learning should not take more than 2 hours per day

★ Please upload your learning to your Class Dojo portfolio to get feedback from your teacher.



**Daily activities**



**Maths**



**Literacy**



**Topic**

Year 1 - Wednesday 24th June 2020 - Home Learning Menu





# Daily activities

Please find below some activities that you can do every day.



Choose a different capital letter to make each day.  
Take photos.

## Y1 Maths Everywhere – Number hunts

Go for a walk.

Allow your child to take some photos of numbers they see on their walk.

Look for numbers that help us like speed limits, number plates and door numbers to take photos of.



Ask questions such as:

- Can you find me a number more than fifty?
- What do you think the next door number will be? Were you right?
- Where is the house with the number [the child thought it would be]?
- What is the biggest number we found?

Hide a number of objects around the house or garden.

Challenge children to find them.

Provide clues such as in the bedroom or near the wardrobe.



Herts  
for Learning

#ESSENTIALmaths

Enjoy a story together!



Daily activities

Year 1 - Wednesday 24th June 2020 - Daily Activities



# Maths



Introduction



WAGOLLS and help



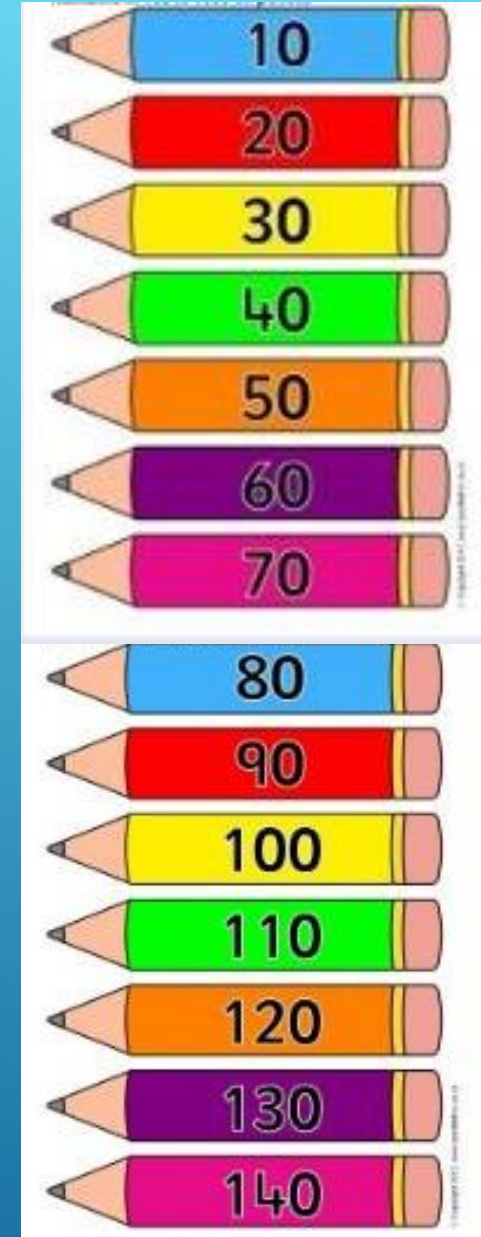
Task





# Maths Introduction

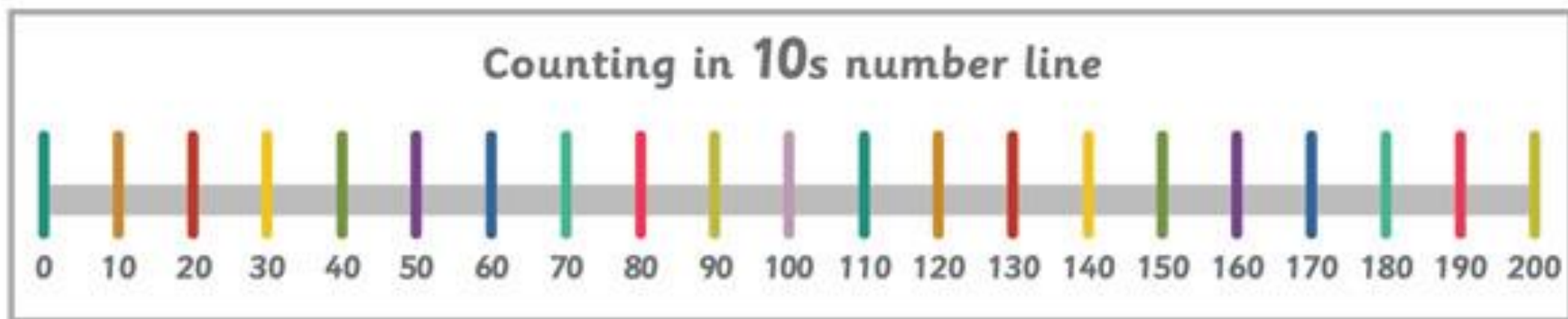
Today we  
are  
counting  
in 10s.





Maths

# Maths WAGOLLS and extra help







Maths

# Maths Task

Look carefully at the WAGOLL and challenge yourself to count in tens, how far can you go?

<https://www.topmarks.co.uk/learning-to-count/paint-the-squares>

Use the 1 to 100 square. Can you paint the squares counting in tens?  
What if you start at 2 and count in tens?

10	20	30			
30	40	50			
50		70			
2	12	22			

Can you complete these number sequences in your book?



# Literacy


Introduction

WAGOLLS and help

Task



Literacy



# Literacy Introduction

Do you remember what an adjective is?

An adjective is a describing word like  
beautiful, **funny**, **nasty**, **big**, short .  
What adjectives can you think of to  
describe yourself?





Literacy

# Literacy WAGOLLS and extra help

gigantic

pointy

long

huge

slimy

tiny

big

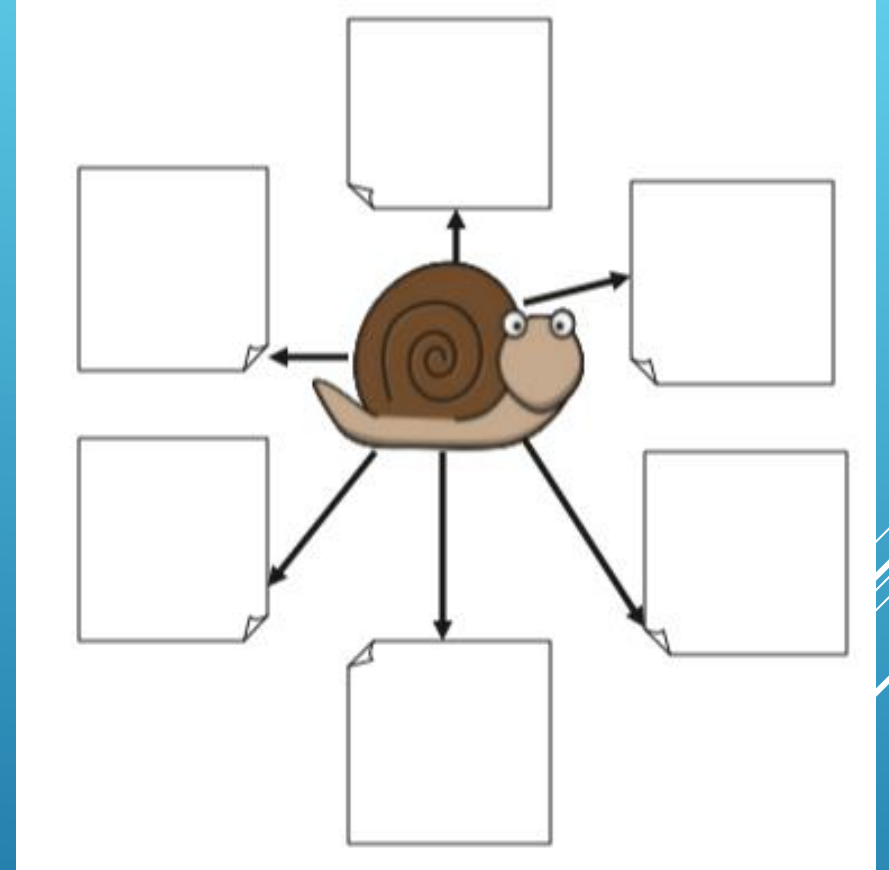
brown

little

enormous

smooth

slow







# Literacy Task

Write down some adjectives to describe the snail in the story.  
Or you could think of the whale.  
Or for more of a challenge you could do both the snail  
and the whale!

You could write a title- Snail adjectives then write a list of  
adjectives.

Or you could draw the snail in the middle of the page and write  
the adjectives around the picture.





# Topic

Introduction

WAGOLLS and help

Tasks







Topic

# Topic Introduction

*On the trail of a snail...*



On the Topic Task grid you will see different activities that you can try.  
They don't have any particular order so you can start where you like.  
If you have any of your own ideas (I'm sure you do!) go ahead and do those.

Year 1 - Wednesday 24th June 2020 - Topic Introduction



Topic

# Topic WAGOLLS and extra help



Yum!



## Making a Snailery

A snailery is a fun and exciting way to teach your students about mini-beasts. Snails can be a fun and friendly addition to your class.

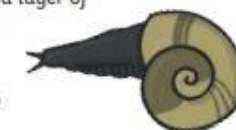
### You will need:

- a 5l bottle
- some soil
- some stones
- 2 bottle caps
- a spray water bottle
- chalk or limestone (for calcium)



### Instructions

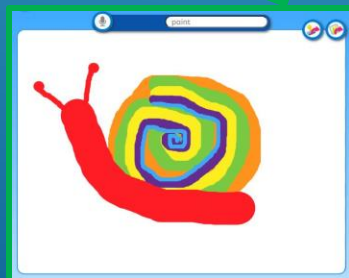
1. Cut the container in half, creating a bottom container and a lid. Cut some air holes into the lid.
2. Put some holes in the bottom of the container for drainage.
3. Fill the bottom of the container with soil. Put a layer of stones on the top for the snails to hide under.
4. Add a couple of leaves to the top.
5. Fill one bottle cap with water for the snails to drink and place it in the container.
6. Put some pieces of chalk, limestone or another calcium rich material in the container. Snails need calcium to keep their shells strong.
7. Each day add a new food into the bottle cap. Try oats, banana, apple, strawberry, raspberry, cabbage etc. Have your students record what the snails eat.
8. Keep the snaileries moist by spraying water from a spray bottle into them a few times each day. Spraying the snails will wake them up and get them active too!



The Snail  
By  
Henri Matisse



Remember our  
work on Andy  
Goldsworthy?



Find out about  
Slimy snail's  
trail...

<https://www.youtube.com/watch?v=XsCgl6DobN4>

Year 1 - Wednesday 24th June 2020 - Topic WAGOLLS and extra help



Topic

Create a snail trail for slimy snail to follow (you could pretend to be Slimy snail) – along the path, under a chair, around the washing line, through a tunnel – use whatever you can find to help you! Draw the trail in your book.

(Story on WAGOLL or Dojo)

Could you make a snailery?

Bake these spiral cookies or ice biscuits to look like spiral snail shells.  
<https://whatcharlottebak.com/2017/08/31/swiss-roll-cookies/>

# Topic Task Grid

Look at the spiral on the snail's shell. Can you create spirals? You could use paint on HWB, pebbles, leaves or daisies outdoors – it's up to you!

Watch this video. Which piece of art was your favourite?

Can you make a snail like Matisse?

Could you create a different minibeast in this style?

<https://www.youtube.com/watch?v=cMKIBoDsWuc>

Discover more by watching this clip

<https://www.tate.org.uk/kids/explore/kids-view/meet-matisse>

Year 1 - Wednesday 24th June 2020 - Topic Task