

Year 2

Home-learning

Tuesday
16th June 2020



Gelliswick Church in Wales
VC Primary School



Welcome to today's home learning for Year 2.
Croeso i ddysgu adref heddiw am Blwyddyn 2.



Check-in



Home learning



Staying safe



Class Dojo






Staying safe



Article 24:

You have the right to the best possible health. You should have good quality health care, clean water, nutritious food and a clean environment to stay healthy.

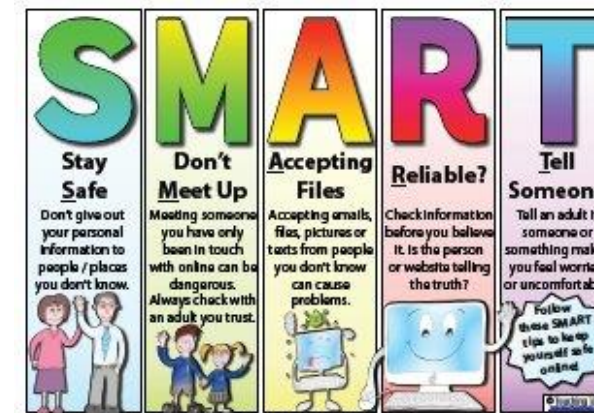


Article 19:

You should be kept safe from all forms of violence, abuse, neglect and bad treatment by parents or anyone else who looks after you.



Online safety:



If you are worried about something, speak to a **grown-up** at home, if you can.



If you cannot speak to someone at home, you can call **ChildLine** for free.



If you can't speak to a grown-up at home, click on the worry box.



Year 2 - Tuesday 16th June 2020 - Keeping you safe



Your learning for today

Click on the links below to find your learning for today.

★ Learning should not take more than 2 hours per day

★ Please upload your learning to your Class Dojo portfolio to get feedback from your teacher.



Reading



Maths



Literacy



Topic

Year 2 - Tuesday 16th June 2020 - Home Learning Menu



Reading

Introduction

WAGOLLS and help

Task



Reading



Home Learning



Reading

Reading Introduction

Prior to reading the book, during your child's RWI session the children have a speed sounds lesson. These are available online. Please follow this link <https://home.oxfordowl.co.uk/reading/reading-schemes-oxford-levels/read-write-inc-phonics-guide/>

When you follow the link you will have access to all the following;

- Join in the Set 3 Speed Sounds live lessons by Ruth Miskin Training, Monday to Friday, at 10.30am (BST). You can sign up to either via this [Facebook page](#) or [YouTube channel](#).
- Practise the sounds they have been taught from the [My Sets 2 and 3 Speed Sounds eBook](#). (The book has notes for parents.)
 - Read the [eBooks](#) at your child's particular level (I sent it in a private message).
 - Practise reading the Speed Sounds speedily on the [Set 3 Speed Sounds slideshow](#).
- When your child is confident and has finished reading the eBooks for a level, they can practise reading the words on the [Speedy Green Word slideshow](#) for that level.

When reading the books read the green words and red words with your child to set them up for success. Finally enjoy listening to your child read the story before sharing the questions at the back. In school your child would reread one book three times so it's really important not to move on to quickly and to share the same book throughout the week to help your child develop their fluency with the sounds, words, story text and questions (understanding the content is crucial). If you need any further support please get in touch.

Year 2 - Tuesday 16th June 2020 - Reading Introduction



Reading WAGOLLS and extra help

Top Tips

For Reading with Your Child at Home

- What is happening? Talk about what is happening in the pictures before you read the text.
What can you see?
- Discuss the meaning of words. Use a dictionary to get your child used to exploring words for themselves.
 - Make predictions. What do you think will happen next? What makes you think that?
- Discuss feelings. How do you think the characters are feeling? What has made them feel this way?
- Where is the story set? Have you read another story with the same setting? For example, 'We're Going on a Bear Hunt' by Michael Rosen and 'The Gruffalo' by Julia Donaldson are both set in the woods.
 - Discuss the problem in the story. What has happened? What went wrong?
- Discuss the resolution. How was the problem solved? Is there another way it could have been resolved?
 - Fact or fiction? Is this book a story book or a non-fiction book? How do you know?
 - What have you learnt? What do you know now that you didn't know before reading the book?



Reading Task

Please access the Read write inc website, the links are on the Reading introduction slide.

.





Maths



Introduction



WAGOLLS and help



Task





Maths Introduction

This week we are learning and improving our number skills.

Today we are going to look at odd and even numbers remember you need to look at the last digit in a number to decide if it's odd or even.

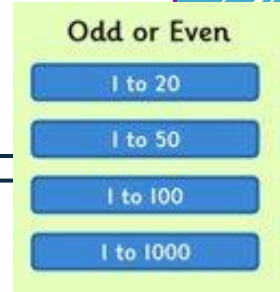
<https://www.bbc.co.uk/bitesize/articles/zr23c7h>

Watch the video to get you started.

Odd and even numbers game

<https://www.topmarks.co.uk/learning-to-count/coconut-odd-even>

They get harder as you go down and use larger numbers.



Odd numbers

1 3 5 7 9

Even numbers

0 2 4 6 8

Remember the work we did with Numicon does it have a partner
— It's an even number.

If it doesn't have a partner – It's an odd number



Maths

Maths WAGOLLS and extra help

Odd numbers	Even number
7	200
763	742
541	44
201	76
21	90
39	22
99	8

You might like to set your work out like this.



Maths Task

Today you have a choice of activities to complete

1. Go on a walk or look for numbers around your house
or

2. Watch the video and complete the activities.

<https://www.bbc.co.uk/bitesize/articles/zr23c7h>





Literacy

Introduction

WAGOLLS and help

Task



Literacy



Literacy Introduction

James and the Giant Peach!



Literacy WAGOLLS and extra help



In school we say **er**- a better letter.

You can practice reading 'er' words here by clicking on the link.

https://www.youtube.com/watch?v=Taa3ANEyN_Y



Literacy



Literacy Task

The 'er' in
Miss spider!



Tasks - How many nouns can you think of or find that end in -er.

Make a list of as many as you can. Write 5 sentences with more than one 'er' word in them.

Like this -

I hit my finger with a hammer whilst on a ladder.





Topic

Introduction

WAGOLLS and help

Tasks



Topic

Year 2 - Tuesday 16th June 2020 - Topic Menu




Topic

Topic Introduction

We wanted to give you more flexibility as to when you complete these activities, so we have put all the activities on one page.
Pick an activity each day, it is up to you when you complete them.

Our topic is 'James and the giant peach'

We look forward to seeing your wonderful creativity in the tasks that you complete.



Year 2 - Tuesday 16th June 2020 - Topic Introduction




Topic

Topic WAGOLLS and extra help

Science

Sink or Float		
object	prediction	
	s-sink	f-float



Cooking

My Book Review

Title: _____

Author: _____, Illustrator: _____

How would you describe this book? _____

What did you like or dislike about this book? _____

Would you recommend this book? Yes No Maybe

How many stars would you give this book?

☆☆☆☆☆

Date: _____ Signed: _____

Literacy



Creative

Go on to Hwb, click on J2E then J1T5 and paint. You can use Speech Bubbles to make your text look exciting!




Topic

Topic Task grid

Science


Did you know worms can live up to eight years?

Can you find out the life cycle of a worm and draw it in your book?



Cooking

Can you decorate a biscuit or cracker so that it looks like a spider? What other insects can you create on a biscuit? Use the WAGOLs for inspiration.



Maths / Science

Investigate different objects to see whether they float or sink – do you have some fruit you can experiment with - maybe even a peach? Make a prediction and carry out your investigation, you can then show your results in a table. Does it make a difference if the fruit is peeled?

Literacy

Take a look at: https://www.youtube.com/watch?v=SAu_LsBrQTY
To see Fi telling the story of Superworm. Can you write a book review? look at the WAGOLL for help.

Creative /ICT

Design a ticket or poster advertising for people to visit the giant peach using Hwb.






Reading Answers



Maths

Maths Answers

Year 2 - Tuesday 16th June 2020 - Maths Answers



Literacy Answers



Topic Answers

Year 2 - Tuesday 16th June 2020 - Topic Answers