

Nursery

Home-learning

Friday
3rd July 2020



Gelliswick Church in Wales
VC Primary School



Welcome to today's home learning for Meithrin

Croeso i ddysgu adref heddiw am Dosbarth meithrin



Check-in



Home learning



Staying safe



Class Dojo

LEARNING
IS A TREASURE THAT WILL
FOLLOW ITS OWNER
EVERYWHERE.

Chinese Proverbs
InspirationBoost.com




Staying safe



Article 24:

You have the right to the best possible health. You should have good quality health care, clean water, nutritious food and a clean environment to stay healthy.



Article 19:

You should be kept safe from all forms of violence, abuse, neglect and bad treatment by parents or anyone else who looks after you.



Online safety:



If you are worried about something, speak to a **grown-up** at home, if you can.



If you cannot speak to someone at home, you can call **ChildLine** for free.



If you can't speak to a grown-up at home, click on the worry box.





Your learning for today

Click on the links below to find your learning for today.

★ Learning should not take more than 2 hours per day

★ Please upload your learning to your Class Dojo portfolio to get feedback from your teacher.




Reading



Maths



Literacy



Topic



Reading

Introduction

WAGOLLS and help

Task



Reading



Reading Introduction

The MORE
that you read,
the MORE things
you will know.
The MORE that you
Learn,
the MORE places you'll go.



Please follow this link to Oxford Owl

<https://www.oxfordowl.co.uk/api/interactives/29253.html>

Then use

Username -Poppit sands ft

Password - school

To log in.

We will be putting on daily links to take you to free books to read with your child.





Reading WAGOLLS and extra help



Help your child with
reading

I Spy Play 'I Spy' games. Can you find words beginning with...? Can you find a picture of a...? How many... can you see?	Ask Questions Ask questions about the story as you read it e.g. What is the story about? Why do you think they made that choice? Was it a good choice? Why did that happen? What do you think will happen next? What was your favourite part of the story? Why?	
Make it Fun Enjoy reading together. Give characters funny voices and engage with the pictures. Make a game out of finding words that rhyme or start with the same sound.	Be Seen Play 'I Spy' games. Can you find words beginning with...? Can you find a picture of a...? How many... can you see?	Get Out Go to your public library regularly. Find the books you loved as a kid to read together.
Create Use reading to inspire drawings or new stories.	Go Online Look online & in app stores for appropriate word & spelling games.	Make Space Have a special place or a certain time when you read together.
Read everything out loud. Books, poems, nursery rhymes, newspaper & magazine articles, food labels... anything that is close to hand!		

What did the character just do?

Why do you think that they did that?

Why do you think that?

What do you think the story is about?

What do you think the character is like?

What do you think will happen next?



Reading Task

This week we are going to continue blending words. First read all of your speed sounds in your pack as quick as a flash. Keep on with these speedy words, it takes a bit of practice.

On the oxford owl website there is a speedy words game. You can slow it or pause it as you need to. Have a go at blending some words. Maybe try 4 or 5 words a day and build the speed up.

You will need to be signed into oxford owl and then the link will work.

<https://www.oxfordowl.co.uk/api/interactives/29096.html>

it



Maths

Introduction and Wagolls



Task



Thursday

See literacy task

Nursery - Friday 3rd July 2020



Literacy



Introduction and WAGOLLS




Task



Literacy

Literacy/ Maths Task

Today, listen to the story of Spinderalla on our class story. You are going to pretend to be like the spider in our story. Choose what you would like to count and make a list of it could be cars, pencils, dolls anything you want. Don't forget to write the number next to it. Initial sounds for our PM children. Am/ Full time children have a go at sounding out the words.



my list of

Name _____



Topic

Introduction


WAGOLLS and help

Tasks



Topic Introduction

This term we are going to be learning all about Minibeasts! Each week we will pick a different minibeast. This week we are going to learn all about Spiders.



Topic WAGOLLS and extra help



Wooden web



Spider cooking



Spider stone puzzle

Paper plate web



Spider stamping

Topic Tasks

Please pick one preferred activity each day. You may want to ask your child which one they would like to do :) See the previous slide for ideas and examples for each activity!

Creative:

Spider stamping, can you cut a cardboard tube and make a spider stamper? Remember to make sure that it has eight legs.

Maths:

Draw around some stones and add some legs. Can you match the right stone to the right spider? Remember to look carefully at the shape.

Physical

Spiderman yoga
<https://www.youtube.com/watch?v=lx08FrWBp0g>

Cooking:

Can you make some spider inspired treats or even a healthy spider. How will you make his legs?

Creative:

Paper plate spider web.
Can you make your own spider web for a spider to live in? See the previous slide for some ideas!

We have nearly finished our month of wild activities. You have been amazing. Feel free to do any activity you want.



Wild Ideas

Can you find these common leaves?



Write your name in nature.

