

# Year 2

## Home-learning

Friday  
22nd May 2020



Gelliswick Church in Wales  
VC Primary School



Welcome to today's home learning for Year 2.  
Croeso i ddysgu adref heddiw am Blwyddyn 2.



Check-in



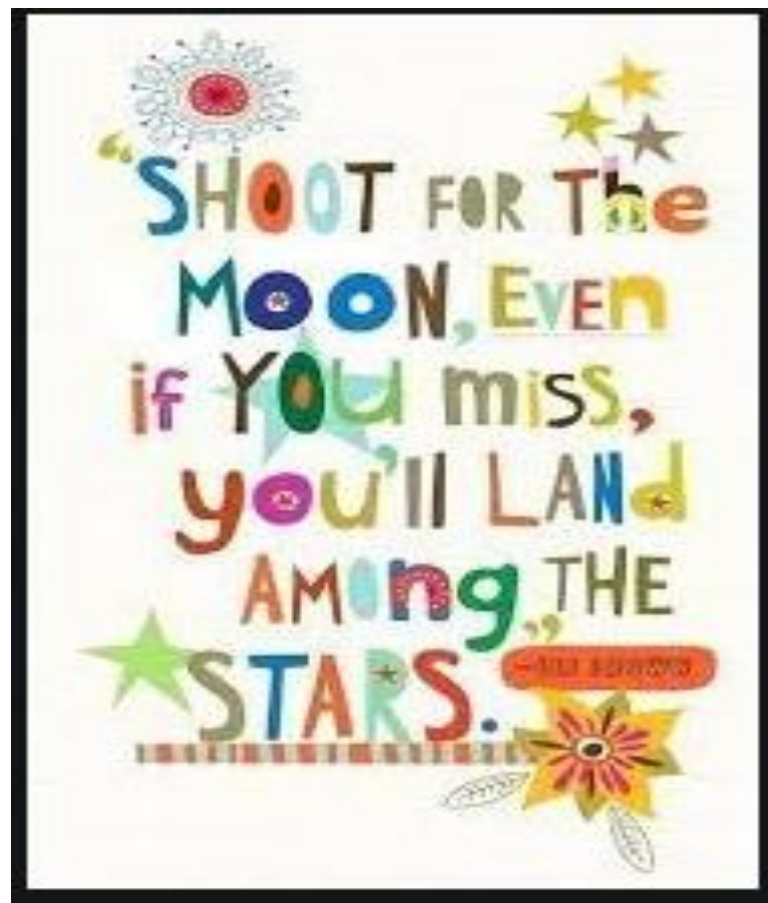
Home learning



Staying safe



Class Dojo






# Staying safe



## Article 24:

You have the right to the best possible health. You should have good quality health care, clean water, nutritious food and a clean environment to stay healthy.

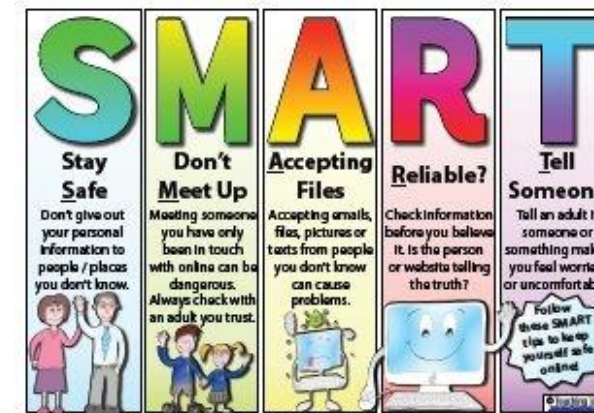


## Article 19:

You should be kept safe from all forms of violence, abuse, neglect and bad treatment by parents or anyone else who looks after you.



## Online safety:



If you are worried about something, speak to a **grown-up** at home, if you can.



If you cannot speak to someone at home, you can call **ChildLine** for free.



If you can't speak to a grown-up at home, click on the worry box.







# Your learning for today

Click on the links below to find your learning for today.

★ Learning should not take more than 2 hours per day

★ Please upload your learning to your Class Dojo portfolio to get feedback from your teacher.



**Reading**



**Maths**



**Literacy**



**Topic**

Year 2 - Friday 22nd May 2020 - Home Learning Menu



# Reading

Introduction

WAGOLLS and help

Task



Reading



# Reading Introduction

Prior to reading the book, during your child's RWI session the children have a speed sounds lesson. These are available online. Please follow this link <https://home.oxfordowl.co.uk/reading/reading-schemes-oxford-levels/read-write-inc-phonics-guide/>

When you follow the link you will have access to all the following;

- Join in the Set 3 Speed Sounds live lessons by Ruth Miskin Training, Monday to Friday, at 10.30am (BST). You can sign up to either via this [Facebook page](#) or [YouTube channel](#).
- Practise the sounds they have been taught from the [My Sets 2 and 3 Speed Sounds eBook](#). (The book has notes for parents.)
  - Read the [eBooks](#) at your child's particular level (I sent it in a private message).
  - Practise reading the Speed Sounds speedily on the [Set 3 Speed Sounds slideshow](#).
- When your child is confident and has finished reading the eBooks for a level, they can practise reading the words on the [Speedy Green Word slideshow](#) for that level.

When reading the books read the green words and red words with your child to set them up for success. Finally enjoy listening to your child read the story before sharing the questions at the back. In school your child would reread one book three times so it's really important not to move on to quickly and to share the same book throughout the week to help your child develop their fluency with the sounds, words, story text and questions (understanding the content is crucial). If you need any further support please get in touch.



# Reading WAGOLLS and extra help

## Top Tips

### For Reading with Your Child at Home

- What is happening? Talk about what is happening in the pictures before you read the text.  
What can you see?
- Discuss the meaning of words. Use a dictionary to get your child used to exploring words for themselves.
  - Make predictions. What do you think will happen next? What makes you think that?
- Discuss feelings. How do you think the characters are feeling? What has made them feel this way?
- Where is the story set? Have you read another story with the same setting? For example, 'We're Going on a Bear Hunt' by Michael Rosen and 'The Gruffalo' by Julia Donaldson are both set in the woods.
  - Discuss the problem in the story. What has happened? What went wrong?
- Discuss the resolution. How was the problem solved? Is there another way it could have been resolved?
  - Fact or fiction? Is this book a story book or a non-fiction book? How do you know?
  - What have you learnt? What do you know now that you didn't know before reading the book?



# Reading Task

Please access the Read write inc website, the links are on the Reading introduction slide.

.







# Maths



Introduction



WAGOLLS and help



Task





# Maths Introduction

Today we are going to be learning about capacity. How do we measure water? We need to practice this important skill of measuring a liquid so we can use it in our everyday lives. For example – baking, giving medicines.

For this activity you will need a measuring jug and container.

Measure how much water each of your containers will hold in ml and record your results in a table in your red book.

Before you measure, I would like you to estimate how much water you think each one is going to hold.

\*\* Record your results in a bar graph on HWB – Just to easy – J1T 5 – chart.



Maths

# Maths WAGOLLS and extra help



I have chosen these containers to see how much each one will hold.

Set your table out like this in your red book.


Container	Estimate	Amount in ml



Maths

# Maths Task

4. Carl, Aneesa and Amelia each have some bottles with different flavours:



They each mix together 3 different flavours to make their own fruit drink.

Carl isn't keen on fruit so he makes the smallest possible drink.

Aneesa loves fruit so she makes the largest possible drink.

Amelia makes a drink that is exactly 70ml.

Which fruits did they choose?

Carl \_\_\_\_\_

Aneesa \_\_\_\_\_

Amelia \_\_\_\_\_

[https://www.transum.org/Maths/Activity/Reading\\_Scales/Default.asp?Level=1](https://www.transum.org/Maths/Activity/Reading_Scales/Default.asp?Level=1)

Have a go at these reading scales games. There are different levels to challenge you so start at level 1 and work through them.







# Literacy


Introduction

WAGOLLS and help

Task



Literacy



# Literacy Introduction

Year 2 – Friday 22nd May 2020 – Literacy Introduction



Home learning



Literacy

# Literacy WAGOLLS and extra help

Year 2 - Friday 22nd May 2020 - Literacy WAGOLLS and extra help




# Literacy Task

Please use today to finish  
your animal fact files.

I can't wait to see them!

If you have finished, well  
done you!!

You can spend 20 mins  
enjoying a good book!







# Topic



Introduction



WAGOLLS and help



Tasks






**Topic**

# Topic Introduction

**We wanted to give you more flexibility as to when you complete these activities, so we have put all the activities on one page.**

**Pick an activity each day, it is up to you when you complete them.**



**The WAGOLL page will have an example of what an activity might look like at the end, or it will provide you with further details of the activity.**

**This week's topic activities are based around the 3 little pigs. But we would also like you to be 'Estate Agents' What is an Estate Agent?**

**Can you find out before you begin this week's topic learning if you don't already know.**



Topic

# Topic WAGOLLS and extra help



## Floor plan.

Playroom	Lounge	Study
Hallway	Kitchen	Dining room
Bedroom 1	Bedroom 2	Bathroom
Bedroom 3	Toilet	

## Description

This is a stunning, well-presented, spacious property with lots of space and beautiful landscaped gardens.

3 bedrooms with master en-suite.

Lounge, dining room, study and playroom.

Large open kitchen.

Garage, gardens and parking.

Must be viewed, contact the estate agents to arrange a viewing.



Home Learning



Topic

### Creative / Maths.

Make pig cakes. Weigh out the ingredients.

Write down the ingredients and method you used to make your cakes.

# Topic Task grid

### Physical.

Go for a walk and have a look can you see any houses for sale in your local area? What estate agents are the houses for sale with?

### Creative.

Can you create your own house you might like to use things you have in your house? A shoe box, cereal box might come in handy!

### ICT.

<https://www.bbc.co.uk/bitesize/topics/zrsgk7/articles/z9pgcdm>

Find out what different objects are made from.

### ICT

Create a picture of your dream house on HWB. Just to easy – paint.

Mix – You can draw and write about your house.

## The 3 little pigs' Estate Agents.

### Literacy - Writing. (See WAGOL)

Write a description of your house or a house of your choice. Draw a floorplan and list the rooms.


### Literacy.

Read fact about houses from around the world. Maybe you could further research a certain type of house that interests you.

<https://www.theschoolrun.com/homework-help/houses-and-homes>

### Literacy - Oracy.

Can you sell your house to your family? Pretend you are the estate agent showing your family around.



Year 2 - Friday 22nd May 2020 - Topic Task





# Reading Answers

Year 2 - Friday 22nd May 2020 - Reading Answers



Maths

# Maths Answers

Carl - blueberry, cherry, orange 40ml  
Aneesa - strawberry, lemon, apple 120ml 1litre 20 ml  
Ameilia - strawberry, blueberry, orange 70ml



# Literacy Answers



# Topic Answers

Year 2 - Friday 22nd May 2020 - Topic Answers