

Year 1

Home-learning

Tuesday
16th June 2020



Gelliswick Church in Wales
VC Primary School



Welcome to today's home learning for Year 1

Croeso i ddysgu adref heddiw am Blwyddyn 1



Check-in



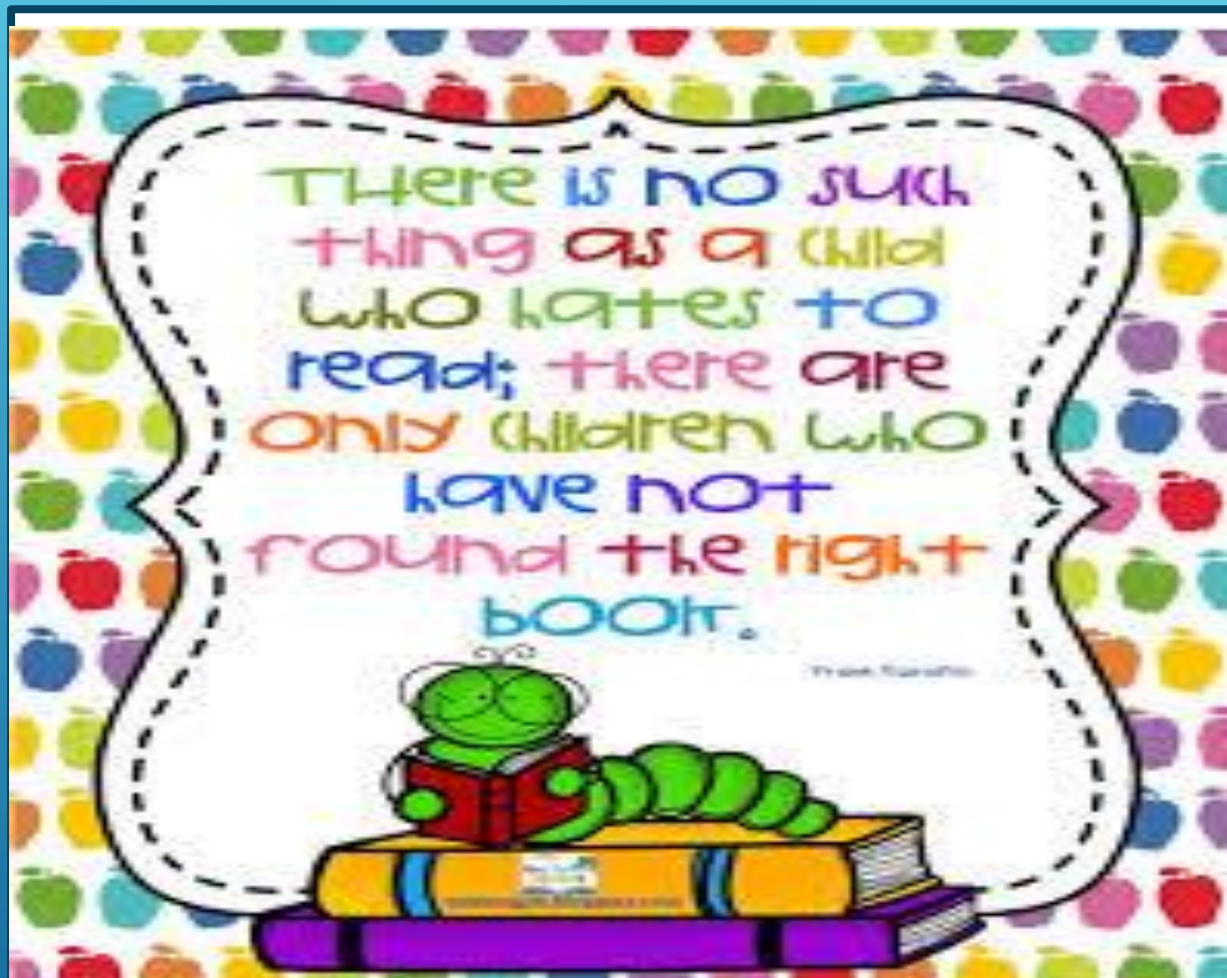
Home learning



Staying safe



Class Dojo






Staying safe



Article 24:

You have the right to the best possible health. You should have good quality health care, clean water, nutritious food and a clean environment to stay healthy.



Article 19:

You should be kept safe from all forms of violence, abuse, neglect and bad treatment by parents or anyone else who looks after you.



Online safety:



If you are worried about something, speak to a **grown-up** at home, if you can.



If you cannot speak to someone at home, you can call **ChildLine** for free.



If you can't speak to a grown-up at home, click on the worry box.





Your learning for today

Click on the links below to find your learning for today.

★ Learning should not take more than 2 hours per day

★ Please upload your learning to your Class Dojo portfolio to get feedback from your teacher.



Daily activities



Maths



Literacy



Topic

Year 1 - Tuesday 16th June 2020 - Home Learning Menu



Daily activities


Please find below some activities that you can do every day.

Read for 10 minutes
with a grown up




<https://www.booktrust.org.uk/books-and-reading/have-some-fun/storybooks-and-games/>

Practice neat and
correct letter
formation.



Improve your
mental maths
skills.



<https://www.topmarks.co.uk/maths-games/mental-maths-train>



<https://www.youtube.com/watch?v=Wsy2L9VvX90>



Daily activities

Year 1 - Tuesday 16th June 2020 - Daily Activities



Maths



Introduction



WAGOLLS and help



Task








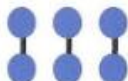





Maths

Maths Introduction

This week we are learning about **number**.

We know about **even** and **odd** numbers.

 Even All In Pairs	Odd Not All In Pairs 
0	1 
2 	3 
4 	5 
6 	7 
8 	9 

Primary Source, LLC ©2009 All Rights Reserved

psteacherresources.com



Maths

Maths WAGOLLS and extra help

Maths

Odd and Even Ladybirds

There are lots of ladybirds in the garden. Count the spots and colour the ladybirds.
Colour the ladybirds with an even number of spots **yellow**.
Colour the ladybirds with an odd number of spots **red**.

What odd numbers did you find on the red ladybirds?
What even numbers did you find on the **yellow** ladybirds?

Menu Find all the odd numbers

Done


Odd or Even: **1** to 20

Score: 0 / 0



Maths

Maths Task



Draw the ladybirds in your book. Colour the ladybirds with an even number of spots yellow. Colour the ladybirds with an odd number of spots red. Write the odd and even numbers you found.

Play this game!

<https://www.topmarks.co.uk/learning-to-count/coconut-odd-or-even>



Literacy

Introduction

WAGOLLS and help

Task



Literacy



Literacy Introduction

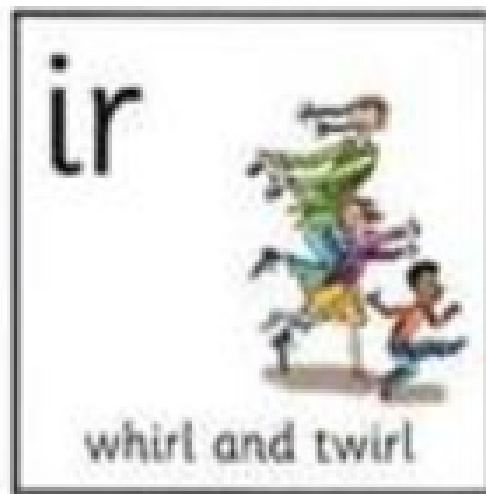
Last week we learned the RWI sound er- a better letter.

Look at the word **ladybird**. Say the word.

Can you hear an er sound?

But it isn't spelled the same way!

The word **ladybird** has **ir- whirl and twirl**





Literacy

Literacy WAGOLLS and extra help

Speed Sounds Set 2 ir




whirl and twirl
z. girl, bird, whirl, twirl, dirt

Practise reading

girl	bird
third	whirl
twirl	dirt



<https://www.youtube.com/watch?v=7taKKUU-98>



<https://www.youtube.com/watch?v=OhRxxw2Wmpl>



<https://www.youtube.com/watch?v=E8gKyfpGOIU>



Literacy Task

Practice reading the **ir** words.

Choose some **ir** words that you could draw pictures for and label them. Don't forget to underline the special friends like this **ir**

Write a silly sentence using **ir** words.





Topic



Introduction



WAGOLLS and help



Tasks





Topic

Topic Introduction

On the Topic Task grid you will see different activities that you can try.

They don't have any particular order so you can start where you like.

If you have any of your own ideas (I'm sure you do!) go ahead and do those.



Topic

Topic WAGOLLS and extra help

Who did the ladybird meet at

6 o'clock?

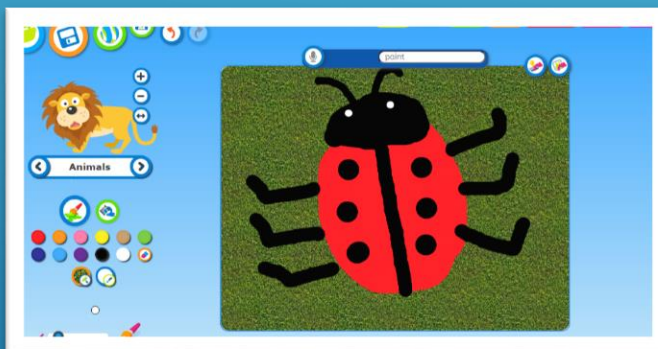
9 o'clock?

12 o'clock?

3 o'clock?



<https://www.youtube.com/watch?v=IARQDNSsUuQ>



Roll-a-beetle

Players take turns to roll a dice and win body parts to build their beetle.
The first player to complete their beetle is the winner.

1 dot	legs
2 dots	antenna
3 dots	eyes
4 dots	wings
5 dots	head
6 dots	body





Topic

Topic Task grid

Make a ladybird that you can eat!

Paint or craft a ladybird

Draw a character from the story and a clock to show which time they appeared.

Use Hub jit5, Paint to draw a picture of a ladybird

Play Roll-a-Beetle game with dice

Learn Ladybird ladybird rhyme and make up actions

Year 1 - Tuesday 4th May 2020 - Topic Task