Whitesands

Home-learning

Monday-Friday
11th- 15th May 2020

Start

Ysgol Gelliswick School

Gelliswick Church in Wales
VC Primary School

Welcome to this week's home learning for Whitesands!
Croeso i ddysgu adref heddiw am Dosbarth Whitesands!



Check-in

Home learning



Good morning Whitesands class. Don't forget to sing the hello song before you start your learning.

Staying safe

Class Dojo

Hello Song:https://www.youtube.com/watch?v=tVlcKp3bWH8

Staying safe

Article 24:
You have the right to the best possible health. You should have good quality health care, clean water, nutritious food and a clean environment to stay healthy.

Article 19:
You should be kept safe from all forms of violence, abuse, neglect and bad treatment by parents or anyone else who looks after you.

Online safety:

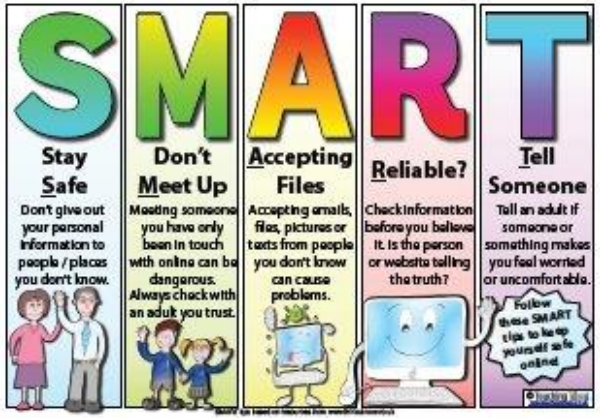

If you are worried about something, speak to a **grown-up** at home, if you can.

If you cannot speak to someone at home, you can call **ChildLine** for free.

ChildLine 0800 1111

If you can't speak to a grown-up at home, click on the worry box.

Ysgol Gelliswick School Home

Whitesands - 11th - 15th May 2020 – Keeping you safe

Your learning for today

Click on the links below to find your learning for today.

- *Learning should not take more than 2 hours per day*
- *Please upload your learning to your Class Dojo portfolio to get feedback from your teacher.*

Reading

Maths

Literacy

Topic

Whitesands - 11th - 15th May 2020 – Home Learning Menu

Reading

Introduction

Tasks

Reading

Whitesands - 11th - 15th May 2020 – Reading Menu

Home

Home learning

Reading

Reading Introduction

In Whitesands class reading tasks are presented differently for each child. Some of the children are still pre-reading and accessing the 'See and Learn' programme which involves matching pictures.

Other children are working at a sound level and some at a word and sentence level which includes LTR and flashcards.

In addition it is important that all the children hear and listen to stories regularly. Please try and find sometime in the day or evening to sit and share a book with your child. Picture books and tactile books are equally as valuable for the younger children to engage with.

Whatever level your child is at it would be great if you could spend a few minutes each day practicing. Whether it's See and Learn, LTR or flashcards, you already have resources in your pack. If you require more resources or support to do this please contact us.

see and learn™
visual learning • step by step

Please take a look at the reading tasks page for some more ideas and activities you could try.

Home

Home learning

Reading

Reading Tasks

Read Write Inc.

ACTIVITY 1: Don't forget to look out for new RWI videos on Dojo. Keep watching the old ones and practice those sounds!

ACTIVITY 2:
Hide different RWI sounds around the house, get your child to find them and sound them out. Can your child find something beginning with that sound?



ACTIVITY 3
Now you have read these words lots of times have a go at cutting up the words and pictures and matching them back together.

ACTIVITY 4: Sit and share a story with your child, encourage your child to turn the pages and talk about the pictures with them. Who is in the story? What's happening? Can they point to objects?

Activity 5: Keep a look out for Mrs Hadley reading the new class story 'Jaspers Beanstalk' and watch the story using this link
https://youtu.be/Da6lxY_8jmU
.

Whitesands - 11th - 15th May 2020 – Reading Tasks

Home

Home learning

Maths

Introduction

Tasks

Whitesands - 11th - 15th May 2020 – Maths Menu

Maths

Home

Home learning

Maths

Maths Introduction

This week we are going to be learning all about…

…**numbers** and **counting**.

Before you attempt some of the learning tasks try some of the ideas below.....

- Can you join in a few number songs and rhymes?
- Can you count and **Write** this week up to 5, 10 or even 20?
- Can you count backwards from 10?
- Can you count in 2's?

Try this website it will take you to a page of familiar number songs and rhymes:

https://youtu.be/7D4K9oi7oBM

Maths Tasks

Home

Home learning

Maths

ACTIVITY 1

This week we are going to have a go at making patterns.
You can colour and cut out some magic beans to make different patterns red, blue, red, blue etc.....
Or pick some flowers in your garden and make a pattern daisy, dandelion, daisy dandelion etc....
Start with a 2 repeating pattern and move onto 3 e.g. red, blue, yellow, red, blue, yellow ….if you are finding it easy.
Try copying one an adult has done if you are finding it a bit tricky thinking of your own.
Here are some ideas below.



ACTIVITY 2

For this activity you can cut up egg boxes or use paper cake cases. Write numbers 1 –5, 1-10, 1-20 on the pots/cases and ask children to put in the correct number using beans/stones/dried peas/pasta/bead etc. Remember to concentrate on counting accurately especially with those bigger numbers.

ACTIVITY 3

Listen to the 'Jaspers Beanstalk' story can you recite the days of the week? Listen to the links below and have a go at joining in the songs. What day is it today? What day was it yesterday/tomorrow?

One should remind you of school as we sing it every day.
https://www.youtube.com/watch?v=HtQcnZ2JWsY

https://www.youtube.com/watch?v=mXMofxtDPUQ&vl=en

ACTIVITY 4

Try making yourself a beanstalk and writing the numbers 1-10 on some pegs. Can you sequence the pegs in order along the beanstalk. Write the numbers on the beanstalk for your child to make it easier if they are finding it a bit tricky and they can just match instead. Have a go matching colours instead of numbers if you want to repeat the activity. (for more information & ideas watch the video on class dojo)

Whitesands - 11th - 15th May 2020 – Maths Tasks

Literacy

Introduction

Tasks

Literacy

Whitesands - 11th - 15th May 2020 – Literacy Menu

Home

Home learning

Literacy

Literacy Introduction

RWI/Phonics

1. Have a go at saying your speed sounds as quick as you can.

https://www.youtube.com/watch?v=h8m6YFrogig

2. Find objects that begin with t, i, n & p. Put them all on a table/tray and send us a photo.

Mark Making

1. Try making wavy lines that look like long tall beanstalks.
2. Try making small and big circles, that look like magic beans and eggs.
3. Use your playdough to practice your fine motor skills, roll it, squeeze it, stretch it.

https://www.youtube.com/watch?v=3K-CQrjIouY

Writing

1. Have a go at writing t,i, n & p with any materials you wish. Remember the RWI rhymes.

2. Don't forget to practice writing you name and your last name if you can.

Some good examples and online links

www.doorwayonline.org.uk

https://www.youtube.com/watch?v=pgOIWIfUaSI

Whitesands - 11th - 15th May 2020 – Literacy Introduction

Literacy Tasks

Home

Home learning

Literacy

ACTIVITY 2

Keep going with your Jack and the beanstalk sorting. Can you sort 3 different pictures now?

ACTIVITY 1

Don't forget to look out for another Bucket Time video this week from Ms Whatling - remember to watch it everyday and have a go at the task at the end!

ACTIVITY 4

Can you think of some words that start with the sounds below and have a go at writing them using your RWI card

t, i, n & p?

ACTIVITY 3

Have a go at this activity if you are already doing LTR. Ask the adult helping you to make some sentence cards using the sentences below just like LTR. Practice reading them with an adult, remember to use your knowledge of letter sounds to help you read the words. Once you can read the sentences have a go at cutting them up and putting them back together. Did you get the words in the right order ? Remember to look out for the full stop that will help you with the last word in the sntence. Here are some sentences….

(Watch the LTR video again if you need help).

The Giant is big.
Jack is running.
The giant is falling.
The Giant is sleeping.
The cow is eating.
Jack is climbing.
The cow is walking.

ACTIVITY 5

Look out for a video from Mrs Tomlin practicing simple activities from your Salley Group

ACTIVITY 6

Practice writing the letter

t, i, n & p

Remember to keep your letters on the line.

Whitesands - 11th - 15th May 2020 – Literacy Tasks

Home

Home learning

Topic

Please look through this weeks topic activities. Try and complete at least three throughout the week and don't forgot to send us videos and photos.

Topic tasks 1

Topic tasks 2

Whitesands - 11th- 15th May 2020 – Topic Menu

Topic

Home

Home learning

Topic

Topic Tasks 1

Physical

https://youtu.be/LCKEdDEr82k

Have a go at this new action song we found all about planting a bean. Can you do the actions? BEWARE it gets faster and faster!

Music

Recap songs 1 , 2 and 3 and listen to song 4, join in with as much as you remember. Remember to clap to the beat and use your musical instruments to accompany your singing.

http://www.bbc.co.uk/learning/schoolradio/subjects/music/jack

Growing

Measure your bean and note down how much it has grown. Record any changes if you are keeping a diary. Watch the video from Mrs Tomlin showing you how are class bean is doing.

If it is in your pack, have a go at labelling a plant your sheet might look slightly different to the one below.

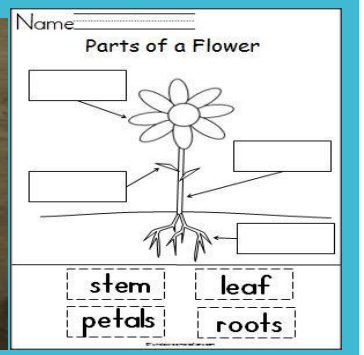

Whitesands - 11th - 15th May 2020 – Topic Introduction

Topic Tasks 2

Home

Home learning

Topic

Creative

Create a picture of a beanstalk using your hand at the top, either painted or drawn around and the either draw or collage a beanstalk underneath.

Knowledge and understanding

Making a flower ice cube.
Try one of these fun experiments at home.
You can place flowers and water in an ice try and just freeze them to see what happens, or you can make it a bit harder for yourself and try making one inside an eggshell. Empty the eggshell, carefully fill it will some flowers and water, place it in the freeze until it is frozen, then carefully remove the shell. Send us some photos if you give this activity a go. Can you guess what's going to happen if you don't keep it in the freezer? what does it feel like in your hand?

Den Making

Make a Den for Jack to hide from the giant, see if your mum or Dad can find you? Sh, stay really quiet while they look for you!

Whitesands - 11th - 15th May 2020 – Topic Tasks