



Home-learning

Friday

3rd July 2020





Welcome to today's Read Write Inc. home learning.
Croeso i ddysgu adref RWI heddiw



Parent
Guide



Home
Learning

miStAkEs
are proof
that you are
TRYING



Your learning for today

Click on the links below to find your learning for today.




Home
learning

Learning should not take more than 2 hours per day

Please upload your learning to your Class Dojo portfolio to get feedback from your teacher.



Sound
of the day



Hold a
sentence



Handwriting
practice



Boost your
learning



Parents
guide



Home learning

Read Write Inc for adults


Read Write Inc.
Phonics

What is Read Write Inc.
Phonics?



Read Write Inc.
Phonics

How to say the sounds



Parent information on handwriting skills

Handwriting involves many complex skills such as :

- Knowing letters of the alphabet
- Visual perceptual skills
- Visual motor skills
- Following a sequence
- Controlling the paper to stay within the lines
- Letter formation
- Understanding left to right progression
- Understanding top to bottom progression
- Tracking the movement of the hand, pencil and paper
- Crossing midline skills
- Bilateral coordination skills
- Fine motor skills including in-hand manipulation

Poor skills in any of these areas may flag up in a child's handwriting. That's why I've added a lot of games in today's task that you may not associate with handwriting but are activities that will strengthen skills for writing.



Click a picture to learn
more



**Parent
Guide**



Home learning

About Read Write Inc

Click on pictures
to go to the links

Read Write Inc.
Phonics

What is *Read Write Inc.*
Phonics?



**Parents
Guide**



Home learning

A guide to RWI sounds

Read Write Inc.
Phonics

How to say the sounds



Click on
pictures
to go to
the links



**Parent
Guide**



Home learning

Sound of the day

RWI Phonics lessons at home

To help children learning to read at home during school closure, Ruth Miskin the creator of **Read Write Inc.** is streaming weekday phonic lessons on YouTube channel.

few sounds are available from 10:00 onwards and available for 24 hours.

**FIRST-click here to
get to
you tube site**

**On the site -click here for
todays lesson. We are
learning SET 2 sounds**



Set 2 Lessons

PLAY ALL

For children in Reception that can
Speed Sounds & Word Time 10.00



Set 2 Speed Sounds - with Rosie



**Sound
of the day**



Hold a sentence 2

Don't forget.
Check you've
included these
before revealing
and marking your
answer.


Click on
picture
for today's
lesson.



Hold a
sentence



Check your
sentence
here.





Home learning



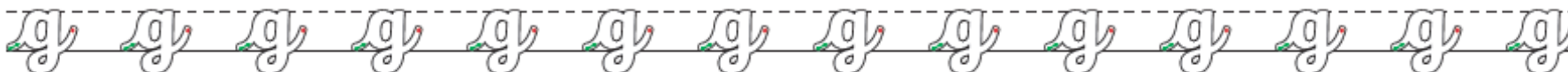
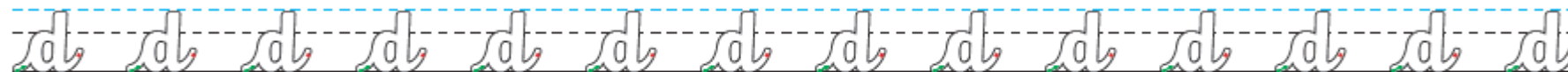
Up we go... around the girl's face, down her hair and give her a curl

Handwriting practice

Have you noticed anything special with all of the letters we've practiced so far?
....That's right they all start with a c formation before changing into their unique letter.



Up we go... around the dinosaur's bottom, up his tall neck and down to his toes ...
and off we go



Handwriting practice



Parent information on handwriting skills



Home learning

Handwriting involves many complex skills such as :

- Knowing letters of the alphabet
- Visual perceptual skills
- Visual motor skills
- Following a sequence
- Controlling the paper to stay within the lines
- Letter formation
- Understanding left to right progression
- Understanding top to bottom progression
- Tracking the movement of the hand, pencil and paper
- Crossing midline skills
- Bilateral coordination skills
- Fine motor skills including in-hand manipulation

Poor skills in any of these areas may flag up in a child's handwriting. That's why I've added a lot of games in today's task that you may not associate with handwriting but are activities that will strengthen skills for writing.



**Parent
Guide**



Home learning

Boost your learning complete a task



DIY maze of playdough. Practise your hand-eye coordination make a maze using: playdough, a lid with a lip, a small ball/marble. Who's best at this in your house?

Make sure there are no gaps in your playdough and there's enough room for your marble to go around the maze.

Following the success of ZUMBA KIDS we have them again this week with – I like to move it - Did it put a smile on your face and sweat on your brow and sweat on your brow?



For this exercise, the child stands up (or you can do in sitting). Gently place both hands behind the head. Without pulling on the head and neck, bring the left elbow to the right knee and back up to upright standing. Then bring the right elbow to the left knee and back up to upright standing. Repeat for a count of 10 to each side

Make sure the snakes tails touch the side of the lid and the heads leave enough room for the marble to go around.



What did you use to make your maze? Please send me a picture.

Press here when Finished.



Boost your learning



Home learning

A quick reminder -please post, send or share your work with your class teacher. Teachers love to see and hear your learning.

Record yourself reading your book and let us listen to you read.



Class Dojo

Feeling pleased with your work send a pic of your smile.

Draw a picture of your favourite sound story.

Proud of your writing share it !



Home learning

Hold a sentence reveal

2. He looked at the lunch.

Check ✓

capital letter H
full stop .

gaps
ed th ch



Click on
picture
for hold a
sentence
reveal