



Home-learning
Friday
26th June 2020





Welcome to today's Read Write Inc. home learning.
Croeso i ddysgu adref RWI heddiw



Parent
Guide



Home
Learning

miStAkEs
are proof
that you are
TRYING



Your learning for today


Click on the links below to find your learning for today.



Home learning



Sound of the day



Hold a sentence



Handwriting practice



Boost your learning



Parents guide

Learning should not take more than 2 hours per day

Please upload your learning to your Class Dojo portfolio to get feedback from your teacher.



Home learning

Read Write Inc for adults

Read Write Inc.
Phonics

What is Read Write Inc.
Phonics?



Read Write Inc.
Phonics

How to say the sounds



Parent information on handwriting skills

Handwriting involves many complex skills such as :

- Knowing letters of the alphabet
- Visual perceptual skills
- Visual motor skills
- Following a sequence
- Controlling the paper to stay within the lines
- Letter formation
- Understanding left to right progression
- Understanding top to bottom progression
- Tracking the movement of the hand, pencil and paper
- Crossing midline skills
- Bilateral coordination skills
- Fine motor skills including in-hand manipulation

Poor skills in any of these areas may flag up in a child's handwriting. That's why I've added a lot of games in today's task that you may not associate with handwriting but are activities that will strengthen skills for writing.



Click a picture to learn
more



Parent
Guide



Home learning

About Read Write Inc

Click on pictures
to go to the links

Read Write Inc.
Phonics

What is *Read Write Inc.*
Phonics?



**Parents
Guide**



Home learning

A guide to RWI sounds

Read Write Inc.
Phonics

How to say the sounds



Click on
pictures
to go to
the links



**Parent
Guide**



Home learning

Sound of the day

RWI Phonics lessons at home

To help children learning to read at home during school closure, Ruth Miskin the creator of **Read Write Inc.** is streaming weekday phonic lessons on YouTube channel.

few sounds are available from 10:00 onwards and available for 24 hours.

**FIRST-click here to
get to
you tube site**

**On the site -click here for
todays lesson. We are
learning SET 2 sounds**



Set 2 Lessons

PLAY ALL

For children in Reception that can
Speed Sounds & Word Time 10.00

Read Write Inc.

Ruth Miskin
Training

Set 2 Speed Sounds

10:42

Set 2 Speed Sounds - with
Rosie



**Sound
of the day**



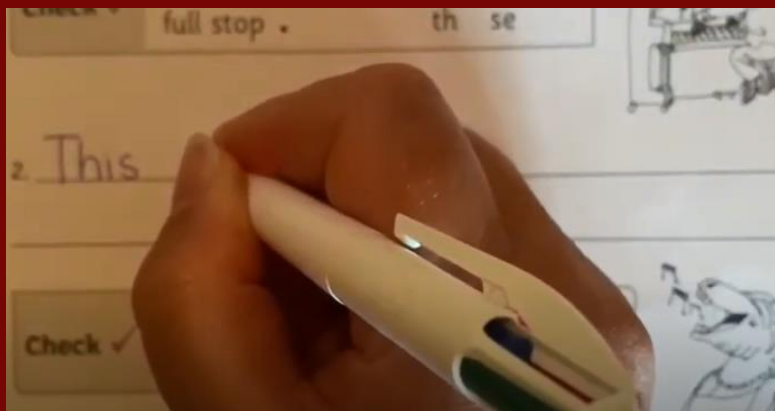
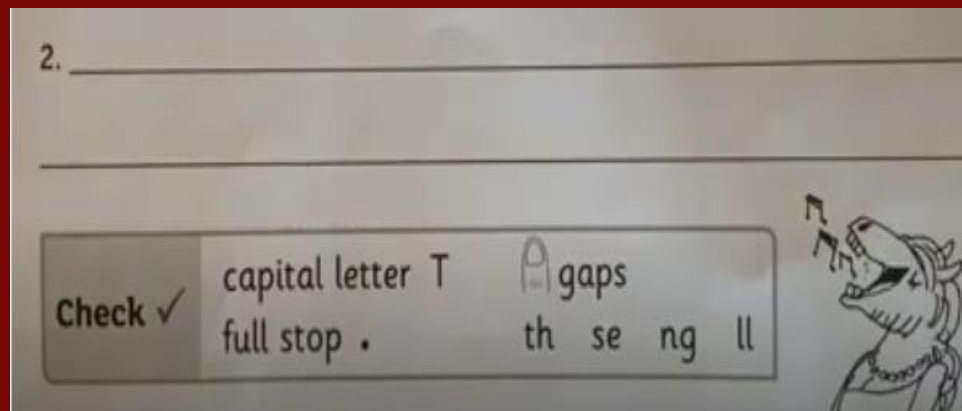
Hold a sentence 2

Don't forget.
Check you've
included these
before revealing
and marking your
answer.


Click on
picture
for today's
lesson.



**Hold a
sentence**



Check your
sentence
here.





Home learning



Handwriting practice

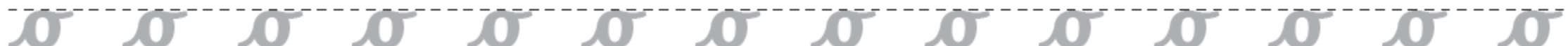


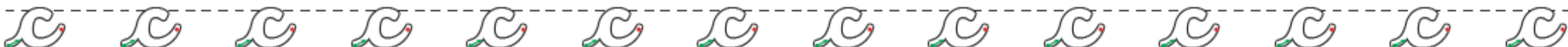


Up we go... curl around the caterpillar

Handwriting practice



Up we go... around the orange... and off we go





Parent information on handwriting skills



Home learning

Handwriting involves many complex skills such as :

- Knowing letters of the alphabet
- Visual perceptual skills
- Visual motor skills
- Following a sequence
- Controlling the paper to stay within the lines
- Letter formation
- Understanding left to right progression
- Understanding top to bottom progression
- Tracking the movement of the hand, pencil and paper
- Crossing midline skills
- Bilateral coordination skills
- Fine motor skills including in-hand manipulation

Poor skills in any of these areas may flag up in a child's handwriting. That's why I've added a lot of games in today's task that you may not associate with handwriting but are activities that will strengthen skills for writing.



**Parent
Guide**




Home learning

Boost your learning complete a task



Egg races. Ask your mum to boil an egg and test your balance skills. Race across the garden with your egg on a spoon don't drop the egg. Make the game more difficult by putting objects on the floor to climb over and run around (pillows, blankets, etc.)



Click here to try out ZUMBA KIDS - Electronic Song – Minions- Did it put a smile on your face and sweat on your brow?



Switch between right and left hands to add an even bigger twist!

Press here when Finished.



Place the left foot to the left side, place BOTH of your hands on the left knee and bend the knee to about 90 degrees. Hold for 3 seconds. Repeat 10 times to the left. Perform on the right side 10 times.

Boost your learning



Home learning

A quick reminder -please post, send or share your work with your class teacher. Teachers love to see and hear your learning.

Record yourself reading your book and let us listen to you read.



Class Dojo

Feeling pleased with your work send a pic of your smile.

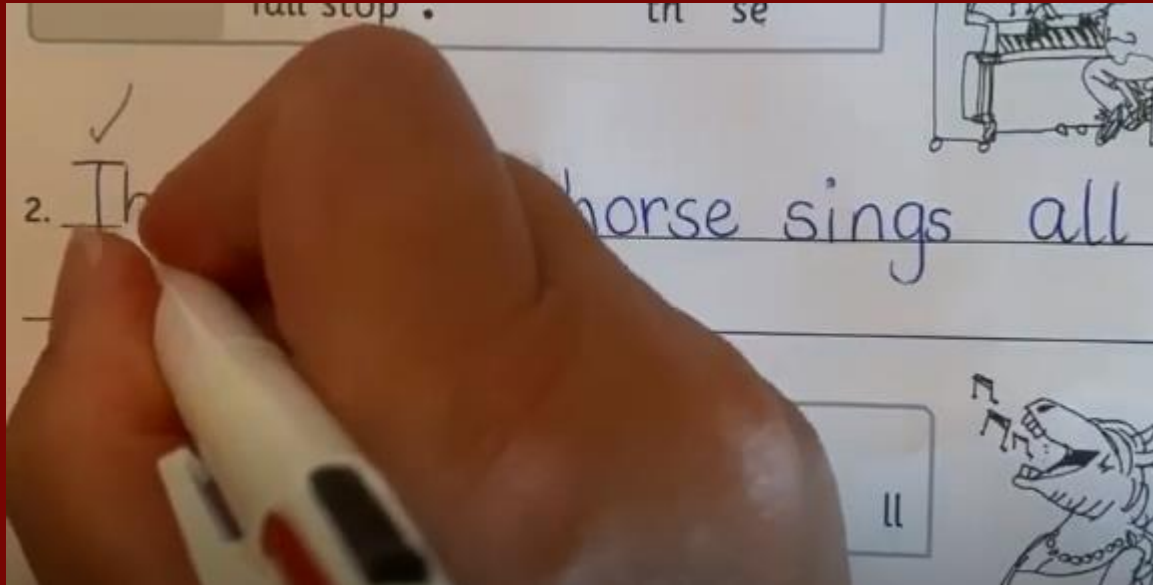
Draw a picture of your favourite sound story.

Proud of your writing share it !



Home learning

Hold a sentence reveal



Click on
picture
for hold a
sentence
reveal