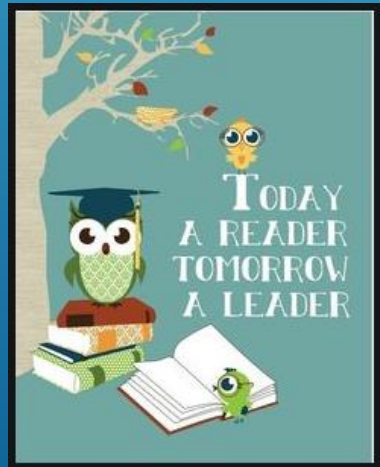


Little Haven Group 2

Home-learning

Week Beginning 1st June 2020



Gelliswick Church in Wales
VC Primary School



Your learning for each day



Learning should not take more than 2 hours per day



Please upload your learning to your Class Dojo portfolio to get feedback from your teacher.



Literacy



Maths



Topic



For each day, you will find a literacy task, a math task and examples of WHAT A GOOD ONE LOOKS LIKE (WAGOLL) And an answer page.



A WAGOLL is there to help you. It is an example of what your work could look like and give you some ideas.



Included is an afternoon activity grid. Try to choose one each day.




Staying safe



Article 24:

You have the right to the best possible health. You should have good quality health care, clean water, nutritious food and a clean environment to stay healthy.



Article 19:

You should be kept safe from all forms of violence, abuse, neglect and bad treatment by parents or anyone else who looks after you.



Online safety:



If you are worried about something, speak to a **grown-up** at home, if you can.




If you cannot speak to someone at home, you can call **ChildLine** for free.



Reading WAGOLLS and extra help

Help your child with reading

I Spy Play 'I Spy' games. Can you find words beginning with...? Can you find a picture of a...? How many... can you see?	Ask Questions Ask questions about the story as you read it e.g. What is the story about? Why do you think they made that choice? Was it a good choice? Why did that happen? What do you think will happen next? What was your favourite part of the story? Why?	
Make It Fun Enjoy reading together. Give characters funny voices and engage with the pictures. Make a game out of finding words that rhyme or start with the same sound.	Be Seen Play 'I Spy' games. Can you find words beginning with...? Can you find a picture of a...? How many... can you see?	Get Out Go to your public library regularly. Find the books you loved as a kid to read together.
Create Use reading to inspire drawings or new stories.	Go Online Look online & in app stores for appropriate word & spelling games.	Make Space Have a special place or a certain time when you read together.
Read everything out loud. Books, poems, nursery rhymes, newspaper & magazine articles, food labels... anything that is close to hand!		



Little Haven Group 1 - Please read with your child for 10 minutes every day



Daily activities

Please find below some activities that you can do every day.



Read for 10 minutes with a grown up.

<https://www.booktrust.org.uk/books-and-reading/have-some-fun/storybooks-and-games/>

Count in 2s, 5s and 10s. Use your number square to help you.

1	2	3	4	5	6	7	8	9	10
11	12	13	14	15	16	17	18	19	20
21	22	23	24	25	26	27	28	29	30
31	32	33	34	35	36	37	38	39	40
41	42	43	44	45	46	47	48	49	50
51	52	53	54	55	56	57	58	59	60
61	62	63	64	65	66	67	68	69	70
71	72	73	74	75	76	77	78	79	80
81	82	83	84	85	86	87	88	89	90
91	92	93	94	95	96	97	98	99	100

Practice writing capital letters.

A B C D E
F G H I
J K L M N
O P Q R
S T U V
W X Y Z



Daily activities

Maths Introduction and WAGOLL



This week we are going to be finding out about **money**.

Recognising coins and knowing the different value of coins.

We need good money skills to be able to pay for items, work out change and work out the best value.

You might need to raid your piggy banks for this!
Using real coins, feeling their size, weight, looking at their shape and colour is very important.





Maths

Maths Task

Watch the clip below

https://www.youtube.com/watch?v=vs8F_g3MGtM&feature=youtu.be

Make sure you have got at least one of each of the coins shown in our WAGOLL, organise the coins into pence and pounds. Can you name each coin?

Draw around the coins in your exercise book and write how much it is worth next to it.



= 1p



= 2p




= 5p

How many 1p coins would you need to match each coin?

Don't let the pounds catch you out!

Maths Introduction and WAGOLL



This week we are finding out about **money**.

Today we are going think about the **value** of coins and put them in order of value.

We can also do this with price labels.





Maths

Maths Task

Look at the coins, put the coins in order of value.
You can use real coins. Put them all in order.

Challenge yourself to choose five of the coins and put them in order. Choose a different five coins.
Play the sorting and ordering games on Topmarks.

<https://www.topmarks.co.uk/money/coins-game>

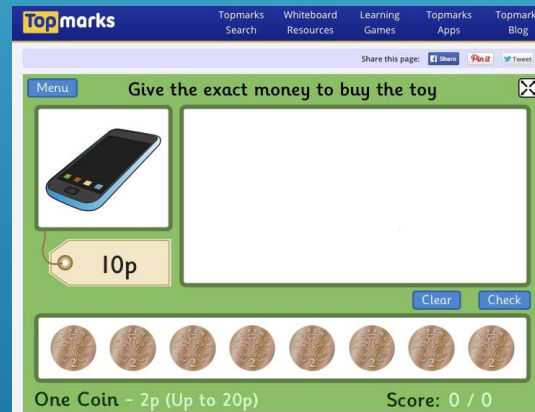


You could draw
around the coins in
the right order in
your book. Write
their value on them.



Maths Introduction and WAGOLL

Today we are going to be using our knowledge of counting in 2s, 5s and 10s to count money more efficiently.



10p in 2p coins



15p in 5p coins



20p in 10p coins





Maths

Maths Task

Use coins or draw around them in your exercise book to show the given amounts:

10p in 5p coins

50p in 5p coins

50p in 10p coins

40p in 5p coins

OR

Play the Toy Shop Money game on the link below,
choose one coin and 1p, 2p, 5p or 10p

<https://www.topmarks.co.uk/money/toy-shop-money>

Maths Introduction and WAGOLL



Today we are going to be adding coins to make different amounts.

Don't forget our work on adding using 10 to make teen numbers or counting in 2s, 5s or 10s.

Challenge - make the amounts using different coins





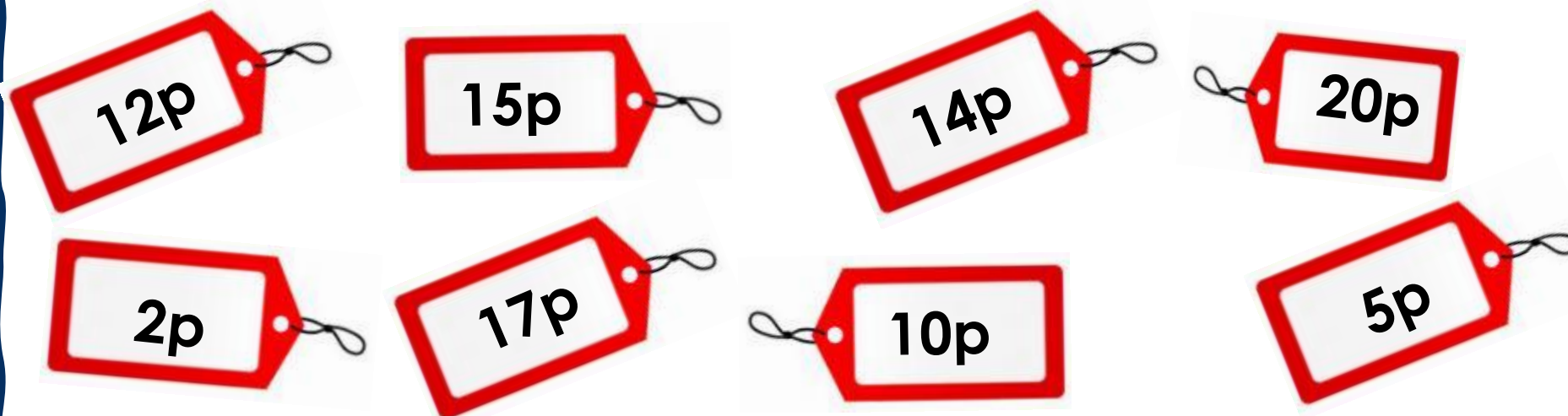
Maths

Maths Task

Make Your Own Shop

It could be a toy shop, book shop or food shop you choose.
Write price tags using the following prices.

Use coins to pay for your items, take a photo



Maths Introduction and WAGOLL

Today we are going to continue adding coins to make different amounts.

Don't forget our work on adding using 10 to make teen numbers or counting in 2s, 5s or 10s.

Ways to show what you find out





Maths

Maths Task

Y1 Maths Everywhere – Buckets of coins

Fill a bucket up with water.

Place an object like a pebble at the bottom of it.

Provide children with 1ps, 2ps, 5ps and 10ps.

Challenge them to use five coins and see if they can drop them one at a time into the bucket and hit the pebble.



Ask questions such as:

- If we added up all of the coins that hit the pebble how much would that be?
- If one more coin had hit/not hit the pebble, how much would that be?
- If we take out all of the coins that hit the pebble, how many coins are there left and how much money is that altogether?

Repeat but with only 2ps. Help them count in twos to find out how much money hit the pebble/didn't hit the pebble.



#ESSENTIALmaths

You could record what you found out in your book or by writing the answer next to the coins!

Tuesday

Literacy

Traditional Tales...

The Three Little Pigs

Once upon a time, there lived Three Little Pigs. One day, they made their own houses. The first little pig made a house of straw, the second little pig made a house of sticks and the third little pig made a house of bricks.

The next day, the Big Bad Wolf went to the first house. "Little pig, little pig, let me come in," he snarled.

"Not by the hair on my chinny, chin, chin, I will not let you in!" cried the first little pig.

"Then I'll huff and I'll puff and I'll blow your house down!" growled the Big Bad Wolf. He blew the house down and the first little pig ran to the second house.

The Big Bad Wolf went to the second house. "Little pig, little pig, let me come in," he snarled.

"Not by the hair on my chinny, chin, chin, I will not let you in!" cried the second little pig.

"Then I'll huff and I'll puff and I'll blow your house down!" growled the Big Bad Wolf. He blew the house down and the two little pigs ran to the third house.

The Big Bad Wolf went to the third house. "Little pig, little pig, let me come in," he snarled.

"Not by the hair on my chinny, chin, chin, I will not let you in!" cried the third little pig.

"Then I'll huff and I'll puff and I'll blow your house down!" growled the Big Bad Wolf. He huffed and he puffed, but he could not blow it down! So he climbed down the chimney and landed in a big pot of stew. SPLASH! He jumped out and ran away. He never came back again.

The Three Little Pigs lived happily ever after in the house made of bricks.

The end.



Questions

1. What material did the first little pig build his house out of? Tick one.
 - ☐ bricks
 - ☐ straw
 - ☐ sticks
2. What did the Big Bad Wolf do to the houses made of straw and sticks? Tick one.
 - ☐ climbed down the chimney
 - ☐ blow the houses down
 - ☐ fall in a stew pot
3. What did the Big Bad Wolf climb down in the third house? Tick one.
 - ☐ a tunnel
 - ☐ a chimney
 - ☐ a post
4. What did the Big Bad Wolf land in after climbing down the chimney? Tick one.
 - ☐ a cup of tea
 - ☐ a bowl of peas
 - ☐ a big pot of stew
5. At the end of the story, what did the Big Bad Wolf do? Tick one.
 - ☐ He blew the brick house down.
 - ☐ He jumped out the stew pot and ran away.
 - ☐ He bought the Three Little Pigs a present to say sorry.



Literacy Introduction

Our new special friends
this week is the **ou** sound.



We say-
ou, shout it
out!



Literacy Task



TalkforWriting

Practice telling your innovated story with actions.

There is an **ou** word in the story of The Three Little Pigs.....it's house.

What other **ou** words can you think of or find?

Make a list of words in your exercise book.

Challenge - can you write a sentence using ou words?



Literacy Introduction

**A rhyming string is a list of words
that have the same end sound.
They might have the same spelling
pattern or they might not!**



Literacy WAGOLLS and extra help

The Three Little Pigs

Write the words that end like **wall** here

Write the words that end like **puff** here

Write the words that end like **mess** here


ILLUSTRATION © CHANTAL REES

Thursday


Literacy Activity

Invent a new story

You have worked really hard to learn the story of The Three Little Pigs. Now it's your turn to have a go at creating your own story.



story map



Invent a new story -

Instead of 3 pigs and a wolf who could be in the story?

3 fish and a shark?

3 mice and a cat?

3 chickens and a fox?

What could they build their houses with?

STORY MAP

Can you draw a story map for your new story?
Tell your story to a grown up and ask them to record you saying it or write your new story down.
Don't forget the story words
Once upon a time, suddenly, unfortunately, but



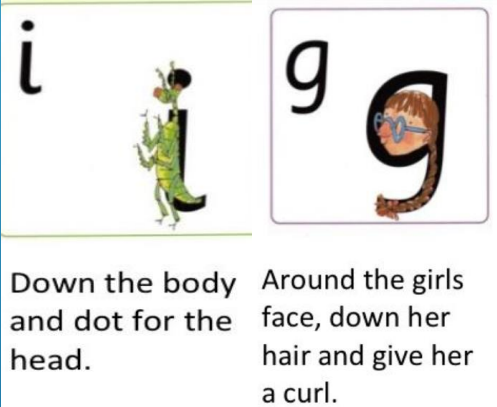
Thursday June 4th 2020 - Literacy



Literacy Activity

'ig' sound.

Friday




Don't forget to make sure the girls hair hangs underneath the line! Use your letter formation sheet to help you!

Pig ends with the 'ig' sound.
Can you think of other words that end with this sound and write them in your book?





Topic WAGOLLS and extra help



Creative: Pig nose



**Creative - Little Pig
cooking**



**Science: Big Bad wolf
huff and puff**



Physical - stick hunt



**3 little pigs puppet
craft**



Topic Tasks

Please pick one preferred activity each day. You may want to ask your child which one they would like to do :) See the previous slide for ideas and examples for each activity!

Creative: pig nose
Can you make a pig nose or a pig mask.

Science: Big Bad Wolf - Huff and Puff

Choose an object - do you think you can huff and puff it?

Make a prediction.

Now test your object. Were you right?

Choose 10 objects to test and draw a table in your book to show which you could and which you couldn't huff and puff.

Physical : stick walk
Go out on a stick hunt - can you order your sticks from smallest to largest?
Can you make something using your sticks - a house for the pigs or a wolf?

Creative : cooking
Can you listen to the story of Mr Wolf's pancakes
https://www.youtube.com/watch?v=6_VosU2oLgY
Make a piggy pancake or choose your own recipe to make a pig or a wolf.

Creative: 3 pig puppets.
Can you make puppets of the 3 little pigs and the wolf and use them to tell the story.