

# Reception

## Home-learning

Wednesday  
17th June 2020



Gelliswick Church in Wales  
VC Primary School



# Welcome to today's home learning for Reception

## Croeso i ddysgu adref heddiw am Dosbarth Derbyn



Check-in



Home learning



Staying safe



Class Dojo

Every day is a new beginning. Take a deep breath, smile and start again.




# Staying safe



## Article 24:

You have the right to the best possible health. You should have good quality health care, clean water, nutritious food and a clean environment to stay healthy.



## Article 19:

You should be kept safe from all forms of violence, abuse, neglect and bad treatment by parents or anyone else who looks after you.



## Online safety:



If you are worried about something, speak to a **grown-up** at home, if you can.



If you cannot speak to someone at home, you can call **ChildLine** for free.



If you can't speak to a grown-up at home, click on the worry box.





# Your learning for today

Click on the links below to find your learning for today.

★ Learning should not take more than 2 hours per day

★ Please upload your learning to your Class Dojo portfolio to get feedback from your teacher.



Reading



Maths



Literacy



Topic



# Reading

Introduction

WAGOLLS and help

Task



Reading



# Reading Introduction



The MORE  
that you read,  
the MORE things  
you will know.  
The MORE that you  
Learn,  
the MORE places you'll go.



Please follow this link to Oxford Owl

<https://www.oxfordowl.co.uk/>

Then join and log in.

We will be putting on daily links to take you to free books to read with your child.




# Reading WAGOLLS and extra help



Help your child with  
**reading**

|  |   |  |
|--|---|--|
| <b>I Spy</b><br>Play 'I Spy' games. Can you find words beginning with...? Can you find a picture of a...? How many... can you see?   | <b>Ask Questions</b><br>Ask questions about the story as you read it e.g. What is the story about? Why do you think they made that choice? Was it a good choice? Why did that happen? What do you think will happen next? What was your favourite part of the story? Why? |  |
| <b>Make it Fun</b><br>Enjoy reading together. Give characters funny voices and engage with the pictures. Make a game out of finding words that rhyme or start with the same sound. | <b>Be Seen</b><br>Play 'I Spy' games. Can you find words beginning with...? Can you find a picture of a...? How many... can you see?  | <b>Get Out</b><br>Go to your public library regularly. Find the books you loved as a kid to read together. |
| <b>Create</b><br>Use reading to inspire drawings or new stories.   | <b>Go Online</b><br>Look online & in app stores for appropriate word & spelling games.  | <b>Make Space</b><br>Have a special place or a certain time when you read together.                        |

**Read everything out loud.**  
Books, poems, nursery rhymes, newspaper & magazine articles, food labels... anything that is close to hand!






# Reading Task


Please follow the link for your child's group  
You will need to log in to Oxford owl to access the link

**Gwyrdd**




<https://www.oxfordowl.co.uk/api/interactives/13013.html>

**Coch**




[https://www.oxfordowl.co.uk/api/digital\\_books/1436.html](https://www.oxfordowl.co.uk/api/digital_books/1436.html)

**Glas**



<https://www.oxfordowl.co.uk/api/interactives/13750.html>

**Porffor**



[https://www.oxfordowl.co.uk/api/digital\\_books/1417.html](https://www.oxfordowl.co.uk/api/digital_books/1417.html)

Reception - Wednesday 17th June 2020 - Reading Task



# Maths

## Introduction and Wagolls



## Task





Maths

# Maths Introduction and WAGOLLS!

## Ladybird doubling

Watch these videos and learn all about doubling!!

[https://www.youtube.com/results?search\\_query=doubling](https://www.youtube.com/results?search_query=doubling)

<https://www.youtube.com/watch?v=4U2QLjqripY>



Maths

# Maths Task

## Ladybird Doubling

Double the number of spots on the ladybirds by copying the same number of spots as the left hand side onto the right hand side. If you can, write the number sentence underneath each one.



\_\_\_ + \_\_\_ = \_\_\_



\_\_\_ + \_\_\_ = \_\_\_



\_\_\_ + \_\_\_ = \_\_\_



\_\_\_ + \_\_\_ = \_\_\_



\_\_\_ + \_\_\_ = \_\_\_



\_\_\_ + \_\_\_ = \_\_\_

Ladybird doubling

Can you use your doubling skills to complete this sheet?



# Literacy



## Introduction and WAGOLLS



## Task





# Literacy Introduction

The sound **ir** is in ladybird  
**ir** - whirl and twirl



|  |   |
|--|---|
| bird      | girl     |
| birthday  | shirt    |
| circle    | skirt    |
| circus   | squirt  |
| dirt    | stir   |



# Literacy Task

Watch the alphablocks teach us all about the ir sound

<https://www.youtube.com/watch?v=E8gKyfpGOIU>

Can you think of 6 things that have the sound 'ir' in the word

Draw a picture and write the word in your yellow book.





# Topic



Introduction



WAGOLLS and help



Tasks






Topic

# Topic Introduction

This term we are going to be learning all about Minibeasts! Each week we will pick a different minibeast. This week we are going to learn all about ladybirds!!!!



Click on this picture and learn the signs for the minibeasts.

Reception - Monday 15th June 2020 - Topic Introduction



Topic

# Topic WAGOLLS and extra help



Ladybird Hat



Saltdough Ladybirds



Ladybird Pebble Painting



Tic Tac Toe



Ladybird Cookies

Reception - Monday 15th June 2020 - Topic WAGOLLS and extra help



Topic

# Topic Tasks

Please pick one preferred activity each day. You may want to ask your child which one they would like to do :) See the previous slide for ideas and examples for each activity!

## Cooking:

Watch the story of The Bad-Tempered ladybird

<https://www.youtube.com/watch?v=bH6UIYCRmAE>

The ladybird learned to be kind perhaps you could make some ladybird biscuits to share with someone ??

## Creative:

Can you create your own ladybird hat and wear it on a minibeast hunt?? See the previous slide for some ideas.

## Physical:

Ladybird Tic Tac Toe  
Can you make 2 sets of creatures and play noughts and crosses - 5 ladybirds and 5 bees - you could cut them out of card or paper if you haven't got pebbles. The winner is the first to get 3 in a row.

## Creative:

Can you follow the recipe to make salt dough and make your own ladybirds that you can paint and decorate after?

## Creative:

Can you create your own ladybird pebble? You may want to hide them outside or in your garden for people to find.