

# Whitesands Home-learning

Monday-Friday  
8th-12th June 2020

Start



Gelliswick Church in Wales  
VC Primary School



# Welcome to this week's home learning for Whitesands!

## Croeso i ddysgu adref heddiw am Dosbarth Whitesands!



Check-in



Home learning



Good morning Whitesands class. **We hope you enjoy our new topic of 'Transport and Travel'.** Don't forget to sing the hello song before you start your learning and listen to our new class 'Travelling by' book .



Staying safe



Class Dojo

Hello Song: <https://www.youtube.com/watch?v=tVlcKp3bWH8>

Travelling by story: <https://youtu.be/cSw50JwoH34>




# Staying safe



## Article 24:

You have the right to the best possible health. You should have good quality health care, clean water, nutritious food and a clean environment to stay healthy.



## Article 19:

You should be kept safe from all forms of violence, abuse, neglect and bad treatment by parents or anyone else who looks after you.



## Online safety:



If you are worried about something, speak to a **grown-up** at home, if you can.



If you cannot speak to someone at home, you can call **ChildLine** for free.



If you can't speak to a grown-up at home, click on the worry box.







# Your learning for today

Click on the links below to find your learning for today.

★ Learning should not take more than 2 hours per day

★ Please upload your learning to your Class Dojo portfolio to get feedback from your teacher.



Reading



Maths



Literacy



Topic



# Reading

## Introduction

## Tasks



Reading



Reading

# Reading Introduction

In Whitesands class reading tasks are presented differently for each child. Some of the children are still pre-reading and accessing the 'See and Learn' programme which involves matching pictures.

Other children are working at a sound level and some at a word and sentence level which includes LTR and flashcards.

In addition it is important that all the children hear and listen to stories regularly. Please try and find sometime in the day or evening to sit and share a book with your child. Picture books and tactile books are equally as valuable for the younger children to engage with. Use some titles off the book list opposite to help you.

Whatever level your child is at it would be great if you could spend a few minutes each day practicing. Whether it's See and Learn, LTR or flashcards, you already have resources in your pack. If you require more resources or support to do this, please contact us.

This is the book list linked to our topic of 'Travel and Transport'. Here are some ideas of books you could read or listen to linked to our new theme. Have a look to see if you have any at home you could read or listen to them on Youtube.

We all go travelling by  
Up, up, up.

Mr Gumpy's Outing

Mr Gumpy's Motor Car

Postman Pat or Fireman Sam

The Train Ride

Thomas the Tank Engine

Who sank the boat?

Duck in the truck

Mrs Armitage on Wheels

Let us know if you had any different ones.?



Whitesands - 8th-12th June 2020 - Reading Introduction



# Reading Tasks

**Activity 1:** Watch the video of Mrs Hadley reading our new story 'We all go travelling by' again or watch the story using this link – remember to practice the song?

<https://youtu.be/cSw5oJwoH34>

**ACTIVITY 2:** Don't forget to look out for new RWI videos on Dojo. Keep watching the old ones and practice recognising, naming and writing those sounds! Remember keep recapping on the first 16 sounds we have already done - m, a, s, d, t, l, n, p, g, o, c, k, u, b, f, & e and practice the 4 new sounds l, h, sh & r. Extension activity - 'Sound Challenge' get an adult to time you and see how many things you can think of in 1 minutage beginning with the letter 'C' for car.

## ACTIVITY 3:

Keep going this week with the transport naming challenge - Try and find a vehicle or form of transport starting with each letter of the alphabet:-

a – ambulance b– bus c– car .....

keep going

how many did you get?


Extension activity:-

Have a go at writing them yourself in your red book using your RWI mat to help you.

## ACTIVITY 4:

Keep practicing naming the different vehicles on your transport mat. How many have you learnt? Remember to keep using the pictures and initial sounds to help you. Here are some more ideas of games you can play with your transport word mat – try different ones during the week.

- 1) Clap the number of syllables in each vehicle. Can you find a vehicle with 1 syllable, 2 syllables 3 syllables etc... have any got 4?
- 2) Can you sort the vehicles by the number of syllables they have?
- 3) Play I-spy with an adult take turn to see if you can find a vehicle with a given letter in it? E.g. I spy with my little eye a vehicle beginning with 'c'





# Maths

## Introduction

## Tasks







# Maths Introduction

This week in maths we are going to focus on.....

**Ordinal numbers**

Before you attempt some of the learning tasks try some of the ideas & games below.....

- Put some of your vehicles in a row, can you point to the one that is 3rd, 1st, 4th & 2nd?
- Follow instructions given by an adult to order your vehicles, for example..... put the car 1st, put the bus 2nd, put the van 3rd etc...
- Get an adult to mix up the order can you describe the position of each vehicle e.g. the car is 1st the boat is 2nd the bus is 3rd etc...

If you haven't already remember to check out this website

**Galaxy Kids Maths - On The Bus**

It will take you to a good interactive page to learn about **ordinal numbers** - 1st 2nd 3rd

[https://youtu.be/6bXe\\_Nm6aZ8](https://youtu.be/6bXe_Nm6aZ8)



Maths

# Maths Tasks

## ACTIVITY 1 Making & counting sets

Use these number cards or the Numicon tiles in your pack to complete the following activities.

- 1) Place a set of vehicles in front of your child for them to count. If they need support count with them, or point to each vehicle one at a time. Ask them if they can find the corresponding number card to match the number of vehicles you are showing them. Stick with the numbers your child is working with in school.
- 2) Repeat the activity but this time reverse it. You show your child a number and see if they can put the right number of vehicles beside it.



## ACTIVITY 2 Car colour survey

Watch for different transport either in your garden if you live near a road, or through a window if you want to stay in your house. Shout out or sign the colour of vehicles as they pass.

Record the different coloured transport you see going past your house over a 5 minute period.

Keep a record on the sheet below if you have it in your pack. Did you see lots of different colours? How many did you record altogether? What was the most popular?

Colour	Tally	Total
Red		
Blue		
Green		
Yellow		
Black		
White		

## ACTIVITY 3 Wheels

Using the pegs from a previous 'beanstalk' activity before half term, have a go at making a number, colour or shape wheel like the examples below. Stick with matching shapes or colours if your child isn't accessing many numbers. Remember if you do use numbers you can always make it trickier by adding math's language to the number you want them to match such as before, after, between, more and less.



## ACTIVITY 4 - Problem Solving

Here are some more tricky maths problems for you to solve. Remember you can record your answers in your red books if you want to.

- 1) If there are 3 people in a boat and 1 falls out how many are left in the boat?
- 2) If there are 4 wheels on a car how many wheels on 3 cars?
- 3) If there are 5 people on a train and the same number get on how many are there altogether?
- 4) If a bike has 2 wheels how many wheels do 5 bikes have?
- 5) If Toby has 3 cars and Peter has 5 who has the most? And how many do they have altogether?
- 6) If 8 people are on a plane and the plane has 10 seats how many seats are empty?
- 7) If Sarah has 8 cars and she shares them with Kate how many will they have each?





# Literacy

## Introduction

## Tasks





# Literacy Introduction



Home learning



Literacy

## RWI/Phonics

1. Have a go at saying your speed sounds as quick as you can.

<https://www.youtube.com/watch?v=h8m6YFrogig>

2. Don't forget to keep practicing the first 16 sounds we have already covered. Here they are to remind you if you are not sure..... m,a,s,d,t,i,n,p,g,o,c,k,u,b,f,e.  
*If you are having a go at writing them remember we always use lower case letters to start.*

## Writing

1. This week's sounds to practice are l, h, sh & r. Have a go at saying and writing them with any materials you wish. Remember the RWI rhyme. Watch the video if you are not sure.



## Odd One Out

Show your child the picture below. Can they spot the odd one out? Remember to use the language same and not the same if your child doesn't understand same and different.

### Which One is Different?







# Literacy Tasks



Home learning



Literacy

## ACTIVITY 1


Continue to practice the transport matching activities in your pack.

There are 3 different ways you can use these pictures.....

- 1) you can match identical pictures
- 2) you can match coloured pictures to black and white pictures.
- 3) you can match none identical pictures.

Give them a go and keep practicing.

Don't forget to practice to have a go at signing and naming while you are matching.



## ACTIVITY 2

Here are some more LTR style sentence for you to read, cut and re-arrange. We have made the sentences a little bit longer this week but, you should still be able to do read and re-arrange them if you remember to use all the different strategies. Look out for capital letters, full stops and initial sounds, and don't forget your blending and sight words.

The car is small and fast.

The bus is big and red.

The bike is fast and green.

The boat is small and blue .

The plane is big and fast .

The train is fast.and black

The van is slow and white

The tractor is big and slow.

## ACTIVITY 3

Don't forget to look out for another Bucket Time video this week from Ms Whatling - remember to watch it every day and have a go at the task at the end!

## ACTIVITY 4

Can you think of some words that start with the sounds below and have a go at writing them using your RWI card

**l, h, sh, r?**

## ACTIVITY 5

Look out for a video from Mrs Tomlin practicing simple activities from your Salley Group. Remember to watch it and join in every day.

## ACTIVITY 6

Practice writing the letter

**l, h, sh & r**

Remember to keep your letters on the line.



# Topic

Please look through this weeks topic activities. Try and complete at least three throughout the week and don't forgot to send us videos and photos.

## Topic tasks 1

## Topic tasks 2



# Topic



Topic

# Topic Tasks 1



## Physical – Transportation Yoga

Visit the website below and have a go at the different yoga poses shown in the picture.

Making and holding these poses is extremely valuable to developing your child's strength and co-ordination which supports all aspects of their learning, so don't give up if you can't do them straight away. Keep practicing.

<https://www.kidsyogastories.com/transportation-activities-for-kids-yoga/>

### TRANSPORTATION YOGA



**I am a boat.**  
BOAT POSE



**I am a surfboard.**  
PLANK POSE



**I am a sailboat.**  
TRIANGLE POSE



**I am a train.**  
STAFF POSE



**I am a motorbike.**  
LUNGE POSE

## Music - Songs and Rhymes

Songs and rhymes play an important part in a child's literacy development and are also a great way to develop interacting and attention.

Here are some good examples and ideas for songs and rhymes linked to our new theme of 'transport and travel'. Have a go at the ones you know.

Row, Row, Row your Boat

The wheels on the Bus

Down at the station

The big ship sails on the ally-ally-oh

Bobby shaftoe

A sailor went to sea

5 little men in a flying saucer

5 little firemen

Michael Row your boat ashore

<https://www.youtube.com/watch?v=77b4uAh3tFU>

Use the link above to sing and sign along with Mr Tumble



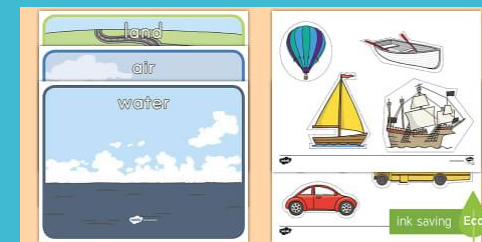
## Knowledge & Understanding

### -Land, Sea & Air

Continue sorting all your vehicles at home by land, sea and air. Put them into 3 separate piles and send us a photo of you sorting them.

Have you got a few of each? Can you name them all? Can you clap the syllables for them? Can you sign any of them? Can you try making a list in your red book?

If you have the activity below in your pack, cut out the pictures and have a go at sorting them. See if you can sort all the pictures without any help from an adult





# Topic Tasks 2



Topic

## Creative – Junk Modelling

Have a good rummage through your recycling bags for boxes, cardboard tubes and any containers you are throwing out. See if you can transform them into a junk model of a train. Use the pictures below to help you. Can your teddy, lego figure or action figure ride in the car you made? Send us some pictures. You don't have to make it complicated. Can't wait to see what you make.



## Knowledge and understanding – wheels or no wheels?

Based on last week's activity of sorting vehicles, this week we are sorting wheels and no wheels. Once again sort out lots of different objects from around your house including things with wheels and things without wheels into a bag, box or pillow case for your child to sort.

Let them feel for an object and pull one out at a time. As they pull the object out can they name it and say whether it has wheels or no wheels? Reinforce lots of language and sign if you can. Sort all the objects into 2 sets – one with all the things with wheels and one for all the things without.

Here is a list of some objects you could find and sort.....

Car, spoon, sock, train, teddy, pencil, tractor, fork, ball, doll, truck, apple, doll, shoe, plane etc....

Once again you could use pictures to complete this activity.

Extension activity – the children who are writing could make a list of things with wheels and things with no wheels in their red books.

## Physical - Sidewalk Chalk

Draw a pattern on the floor outside in chalk for your child to follow. Make it as easy or as hard as you like depending on your child's ability. You could use straight, zig-zag and wavy lines. See if they can follow it in different ways e.g. tip-toe along it, walk, run, jump along it etc.... Extension activity time your child and see if they can get faster. Record your times in your red book and see if you improved. What was your fastest time? Get an adult or a brother or sister to have a go. Were you slower or quicker than your mum or dad, brother or sister?



Whitesands – 8th-12th June 2020 – Topic Tasks