

Little Haven  
Home-learning  
Print Version  
Week Beginning  
22nd June 2020




Gelliswick Church in Wales  
VC Primary School

# Reading WAGOLLS and extra help

**Help your child with reading**

<b>I Spy</b> Play 'I Spy' games. Can you find words beginning with...? Can you find a picture of a...? How many... can you see?	<b>Ask Questions</b> Ask questions about the story as you read it e.g. What is the story about? Why do you think they made that choice? Was it a good choice? Why did that happen? What do you think will happen next? What was your favourite part of the story? Why?	
<b>Make it Fun</b> Enjoy reading together. Give characters funny voices and engage with the pictures. Make a game out of finding words that rhyme or start with the same sound.	<b>Be Seen</b> Play 'I Spy' games. Can you find words beginning with...? Can you find a picture of a...? How many... can you see?	<b>Get Out</b> Go to your public library regularly. Find the books you loved as a kid to read together.
<b>Create</b> Use reading to inspire drawings or new stories.	<b>Go Online</b> Look online & in app stores for appropriate word & spelling games.	<b>Make Space</b> Have a special place or a certain time when you read together.

**Read everything out loud.**  
Books, poems, nursery rhymes, newspaper & magazine articles, food labels... anything that is close to hand!



# Maths Task

## Counting in 2's!

### Challenge

Ask an adult to cut up 10 squares of paper and make you the following number cards

2	4	6	8
10	12	14	16
18	20		

Mix the cards up. Can you put them in the right order? Practise a few times and then have a go at writing the sequence in your book.

### Activity

Ask an adult to cut up 5 squares of paper and make you the following number cards

2	4	6
8	10	

Mix the cards up. Can you put them in the right order? Practise a few times and then have a go at writing the sequence in your book.

# Maths Task

## Counting in 5's

### Challenge

Ask an adult to cut up 10 squares of paper and make you the following number cards

5	10	15	20
25	30	35	40
45	50		

Mix the cards up. Can you put them in the right order? Practise a few times and then have a go at writing the sequence in your book.

### Activity

Ask an adult to cut up 5 squares of paper and make you the following number cards

5	10	15
20	25	30

Mix the cards up. Can you put them in the right order? Practise a few times and then have a go at writing the sequence in your book.



Wednesday

# Maths Task

Thursday

## Ladybird Doubling

Double the number of spots on the ladybirds by copying the same number of spots as the left hand side onto the right hand side. If you can, write the number sentence underneath each one.



\_\_\_ + \_\_\_ = \_\_\_

\_\_\_ + \_\_\_ = \_\_\_



\_\_\_ + \_\_\_ = \_\_\_

\_\_\_ + \_\_\_ = \_\_\_



\_\_\_ + \_\_\_ = \_\_\_

\_\_\_ + \_\_\_ = \_\_\_

Can you use your doubling skills to complete this sheet?

You will need to draw lady birds in your book. On each ladybird draw the following number of spots: Are the spots even on each side? Or are they odd? Write the answer underneath your ladybird!

### Challenge

1 spot  
2 spots  
3 spots  
4 spots  
6 spots  
5 spots  
7 spots  
8 spots  
9 spots  
10 spots

### Activity


1 spot  
2 spots  
3 spots  
4 spots  
6 spots



# Maths Task


## Ladybird dice.

Roll a dice. Can you draw a ladybird with the number of spots that you have rolled? Next to your ladybird can you write the number word. Can you keep going until you have all six ladybirds!



# Literacy

This week we are learning all about ladybirds.  
Here is a story about a ladybird called  
"Ladybird moves home."



## Ladybird Moves Home

Once upon a time there was a little, red, spotty ladybird, who lived on a large green leaf, in a quiet corner of the garden.

Early one morning she woke up and heard a hungry snail munching his way toward her home!

"Oh no I will have to find somewhere else to live!" sighed the spotty ladybird.

She climbed down from her leaf, and she walked and she walked and she walked around the snail and under a stone.

Unfortunately there was a big black spider living there!

"You can't live here, this is my house!" said the big black spider crossly.

"Oh no I will have to find somewhere else to live!" sighed the spotty ladybird.

Next she walked and she walked and she walked along the path

and into a flowerpot.

Unfortunately there was a fat, shiny beetle living there!

"You can't live here, this is my house!" yelled the shiny beetle angrily.

"Oh no I will have to find somewhere else to live!" sighed the spotty ladybird.

After that she walked and she walked and she walked past the flowerpot and under the shed door and found somewhere soft and warm.

But..... it was a furry cat!

HELP! Said the ladybird and jumped into a watering can with a

SPLISH, SPLOSH, SPLASH!!!

Unfortunately it was too wet in the watering can and there were two slimy slugs living there.

So she headed towards some bright, yellow flowers.

But there were lots of striped bees buzzing around the flowers so the spotty ladybird climbed through the shed window.

She walked and she walked and she walked under the gate down the path and under a big stone.

Finally she met the snail again.

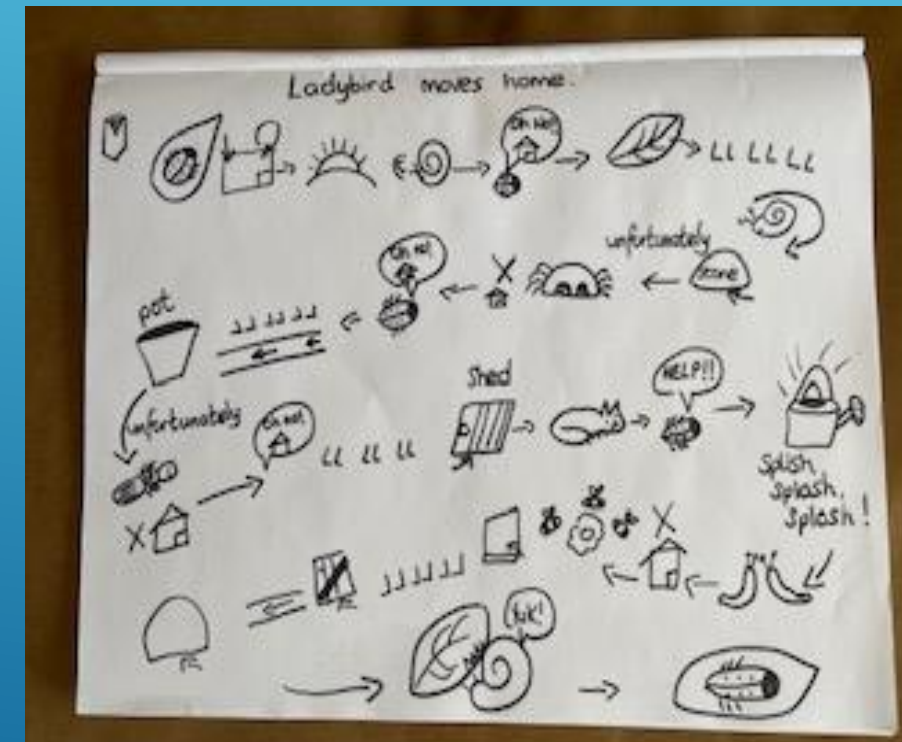
"Your leaf tasted horrible! I'm off!" he said

"Hooray!" yelled the spotty ladybird as she hurried home to her large green leaf for a well earned rest.

The end

Can you join in and tell the story?

Use the story map to help you.



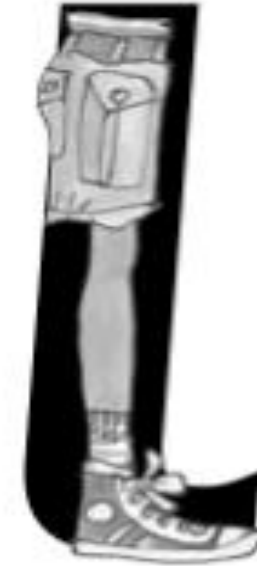
# Literacy Task

Can you practise forming the letter 'l' in your yellow book?  
Remember to start at the top and sit the letter on the line.

Can you think of 6 things that start with the sound 'l' and write them in your book?

Remember how to correctly form the letter l.  
Down the long leg.

Watch the video of Mrs Williams to help you!



llllleg



Handwriting phrase: Down the long leg

---

---



# Literacy



The sound **ir** is in ladybird  
**ir** - whirl and twirl



whirl and twirl  
girl, bird, third

bird 	girl 
birthday 	shirt 
circle 	skirt 
circus 	squirt 
dirt 	stir 

Can you think of 6  
things that have the  
sound 'ir' in the word

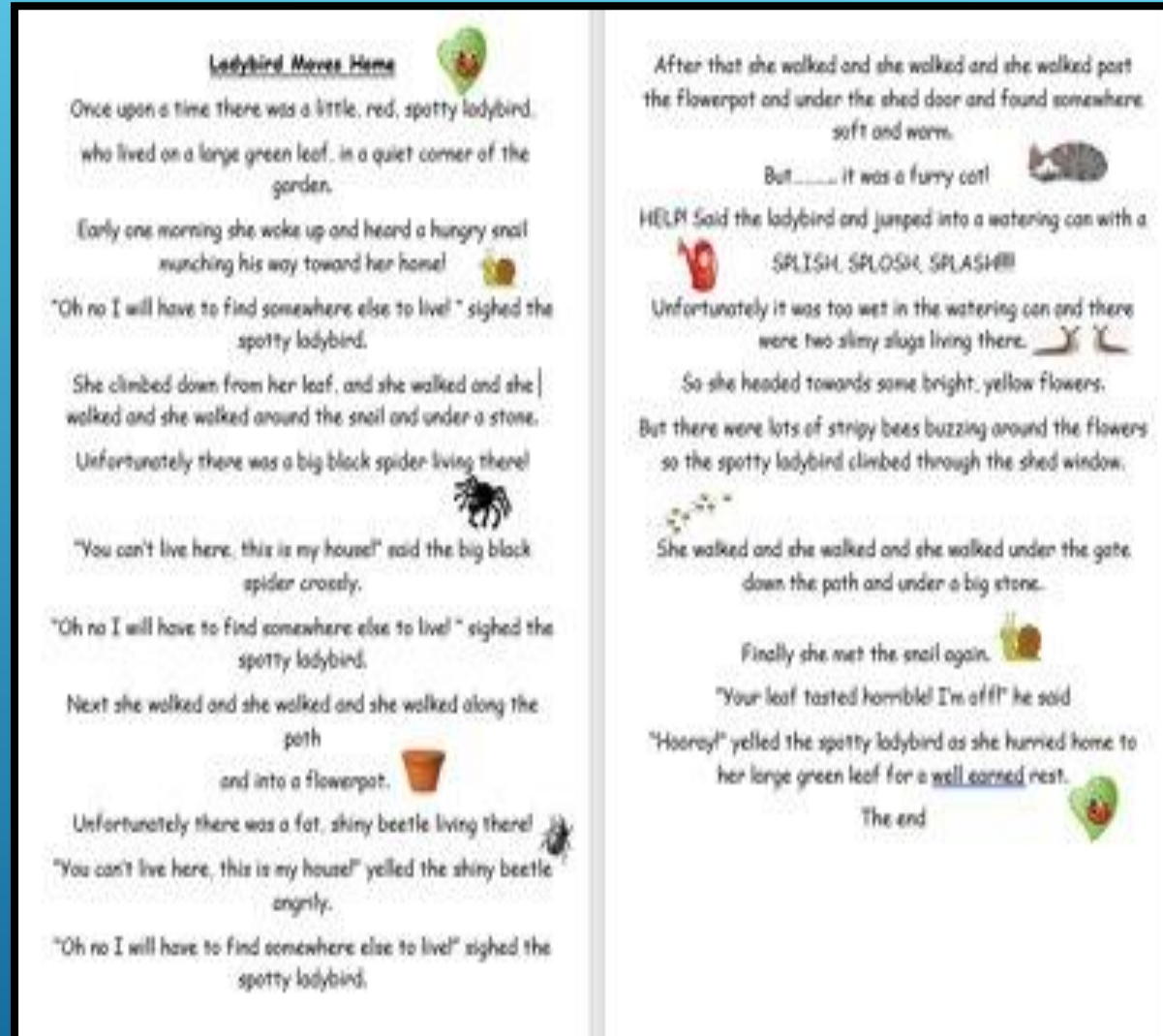

Draw a picture and  
write the word in your  
yellow book.

Can you draw a story map of ladybird looking for a new home.  
Can you remember all the creatures she met?



# Literacy Task

Ask an adult to read you the story again.  
Can you draw a story map



Little Haven Group 1 - Thursday 25th June 2020 -  
Literacy Task

# Literacy Task

Can you use your story map and write the story of Ladybird moves home.



## Porffor

Can you write the full story? Don't forget your key words such as First, Next, After and Finally!

## Glas

Can you write 3 sentences? Don't forget your key words such as First, Next, After and Finally!

## Coch

Can you write a sentence about the story?

## Task

Can you write the sentence Ladybird saw a snail.



# Topic WAGOLLS



Ladybird Hat



Saltdough Ladybirds



Ladybird Pebble Painting



Tic Tac Toe



Ladybird Cookies



# Topic Tasks

Please pick one preferred activity each day. You may want to ask your child which one they would like to do :) See the previous slide for ideas and examples for each activity!

## Cooking:

Watch the story of The Bad-Tempered ladybird

<https://www.youtube.com/watch?v=bH6UIYCRmAE>

The ladybird learned to be kind perhaps you could make some ladybird biscuits to share with someone ??

## Creative:

Can you create your own ladybird hat and wear it on a minibeast hunt?? See the previous slide for some ideas.

## Physical:

Ladybird Tic Tac Toe  
Can you make 2 sets of creatures and play noughts and crosses - 5 ladybirds and 5 bees - you could cut them out of card or paper if you haven't got pebbles. The winner is the first to get 3 in a row.

## Creative:

Can you follow the recipe to make salt dough and make your own ladybirds that you can paint and decorate after?

## Creative:

Can you create your own ladybird pebble? You may want to hide them outside or in your garden for people to find.