



Home-learning
Tuesday
9th June 2020





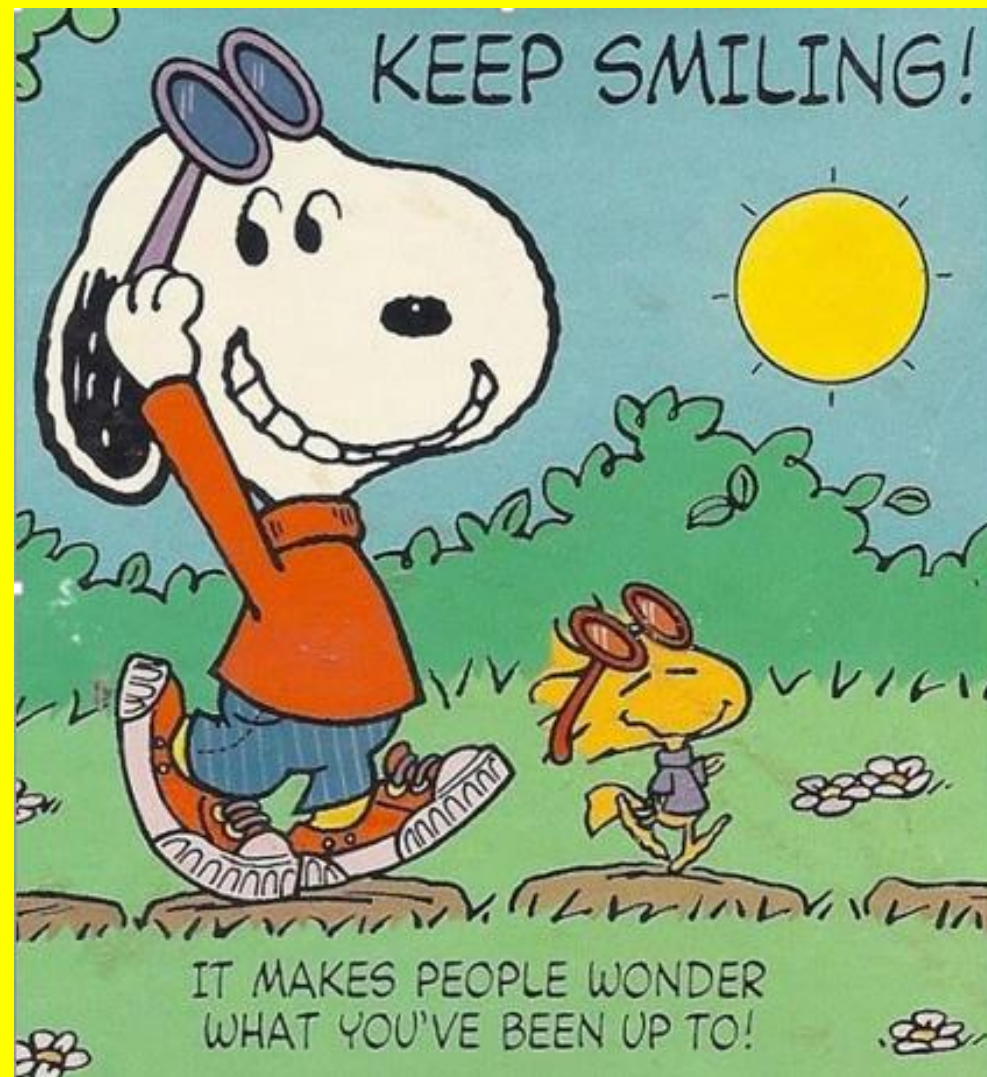
Welcome to today's Read Write Inc. home learning. Croeso i ddysgu adref RWI heddiw



**Parent
Guide**



**Home
Learning**





Your learning for today

Click on the links below to find your learning for today.



**Home
learning**

Learning should not take more than 2 hours per day

Please upload your learning to your Class Dojo portfolio to get feedback from your teacher.



Spelling



1st Read



**Question
Time**



**Parents
guide**



**Boost your
learning**



Read Write Inc for adults

Read Write Inc.
Phonics

What is *Read Write Inc.*
Phonics?



Read Write Inc.
Phonics

10 things to think
about when you read
to your child



Read Write Inc.
Phonics

Spelling



Click on a picture to
learn more



Parent
Guide



Home learning

About Read Write Inc

Click on pictures
to go to the links

Read Write Inc.
Phonics

What is *Read Write Inc.*
Phonics?



**Parents
Guide**



Home learning

A guide to RWI spelling

Read Write Inc.
Phonics

Spelling



Click on
picture
to go to
the link



**Parent
Guide**



Home learning

Spelling for the day

RWI Phonics lessons at home

To help children learning to read at home during school closure, Ruth Miskin the creator of **Read Write Inc.** is streaming weekday spelling lessons on YouTube channel. New sounds are available from 9.30 onwards and available for 24 hours.

**FIRST-click here to
get to the
you tube site**

**On the site -click here for
todays lesson. We are
learning SET 3 Spelling**

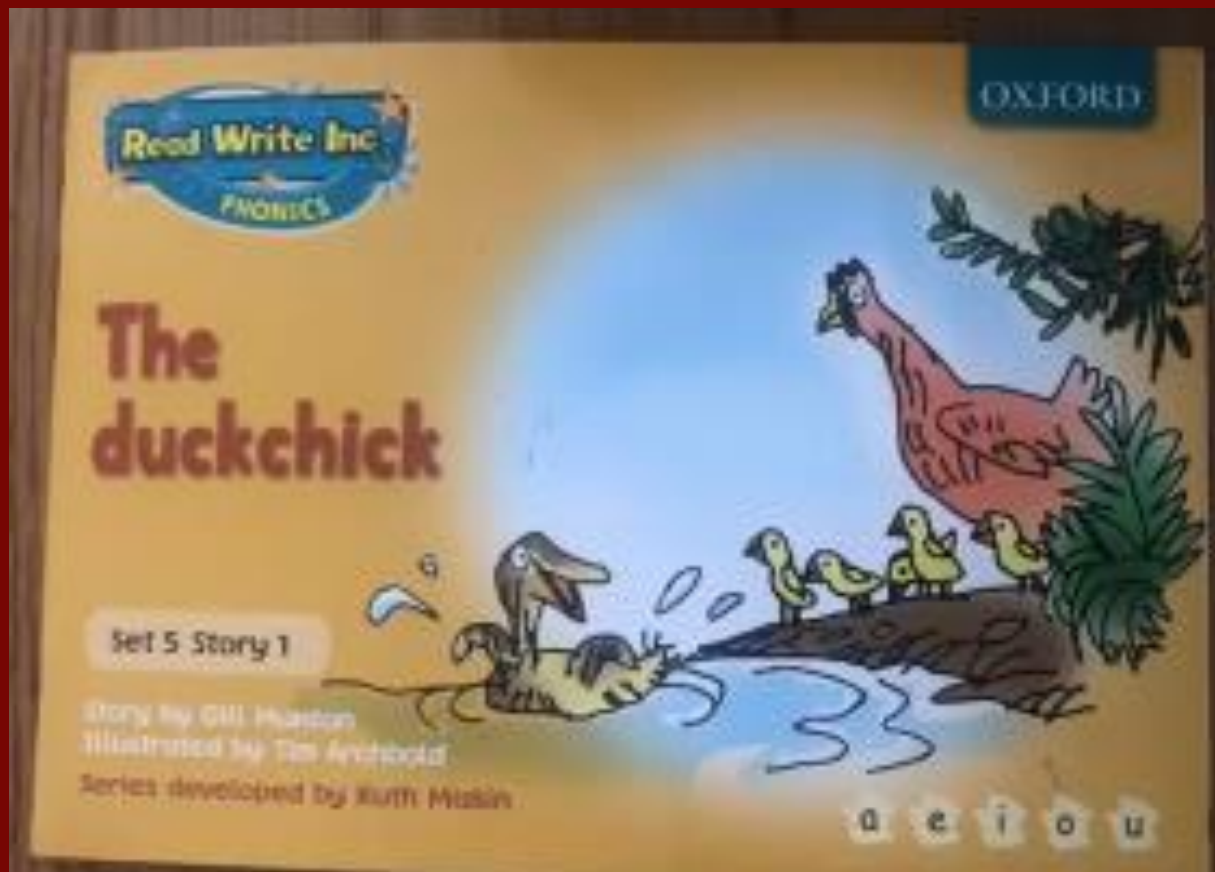


Spelling



1st Read together

Click on
picture
for today's
lesson



1st Read



Home learning

Reading is important

Read Write Inc.
Phonics

10 things to think
about when you read
to your child



Click on
pictures
to go to
the links



**Parent
Guide**



Questions to think about.

Click on
picture
for today's
lesson

Questions to talk about

Read the page. Read the questions to the children. Tell them whether it is a **FIND IT** question or **PROVE IT** question.

FIND IT		PROVE IT	
✓ Turn to the page	✓ Turn to the page	✓ Turn to the page	✓ Turn to the page
✓ Read the question	✓ Read the question	✓ Read the question	✓ Read the question
✓ Find the answer	✓ Find the answer	✓ Find your evidence	✓ Explain why

Page 9:	FIND IT	Why did Mama hen feel a bit upset?
Page 10:	FIND IT	What were the first five chicks called?
Page 11:	PROVE IT	Why was Mama hen shocked when Egg 6 hatched?
Page 12:	FIND IT	How did Mama hen feel when the duckling jumped into the pond?
Page 13:	FIND IT	What did Mama hen and the chicks do on the log?
Page 14:	PROVE IT	Why did the chicks fall in the pond?
Page 15:	PROVE IT	Do you think Mama hen has changed the way she feels about the duckling now? Why?



**Question
Time**




Home learning

Boost your learning complete a task

Draw a chick and label it.




Choose a task of your choice:



Make a duck chick. Use whatever you have in your house. Recycling/ lego/ playdough.....

Colour each egg differently using only three colours. You can use no more than two colours on an egg.



Press here when Finished.



Boost your learning



Home learning

A quick reminder -please post, send or share your work with your class teacher. Teachers love to see and hear your learning.

Record yourself reading your book and let us listen to you read.



Class Dojo

Feeling pleased with your work send a pic of your smile.

Draw a picture of your favourite sound story.

Proud of your writing share it !