

Year 1

Home-learning

Thursday
18th June 2020



Gelliswick Church in Wales
VC Primary School



Welcome to today's home learning for Year 1

Croeso i ddysgu adref heddiw am Blwyddyn 1



Check-in



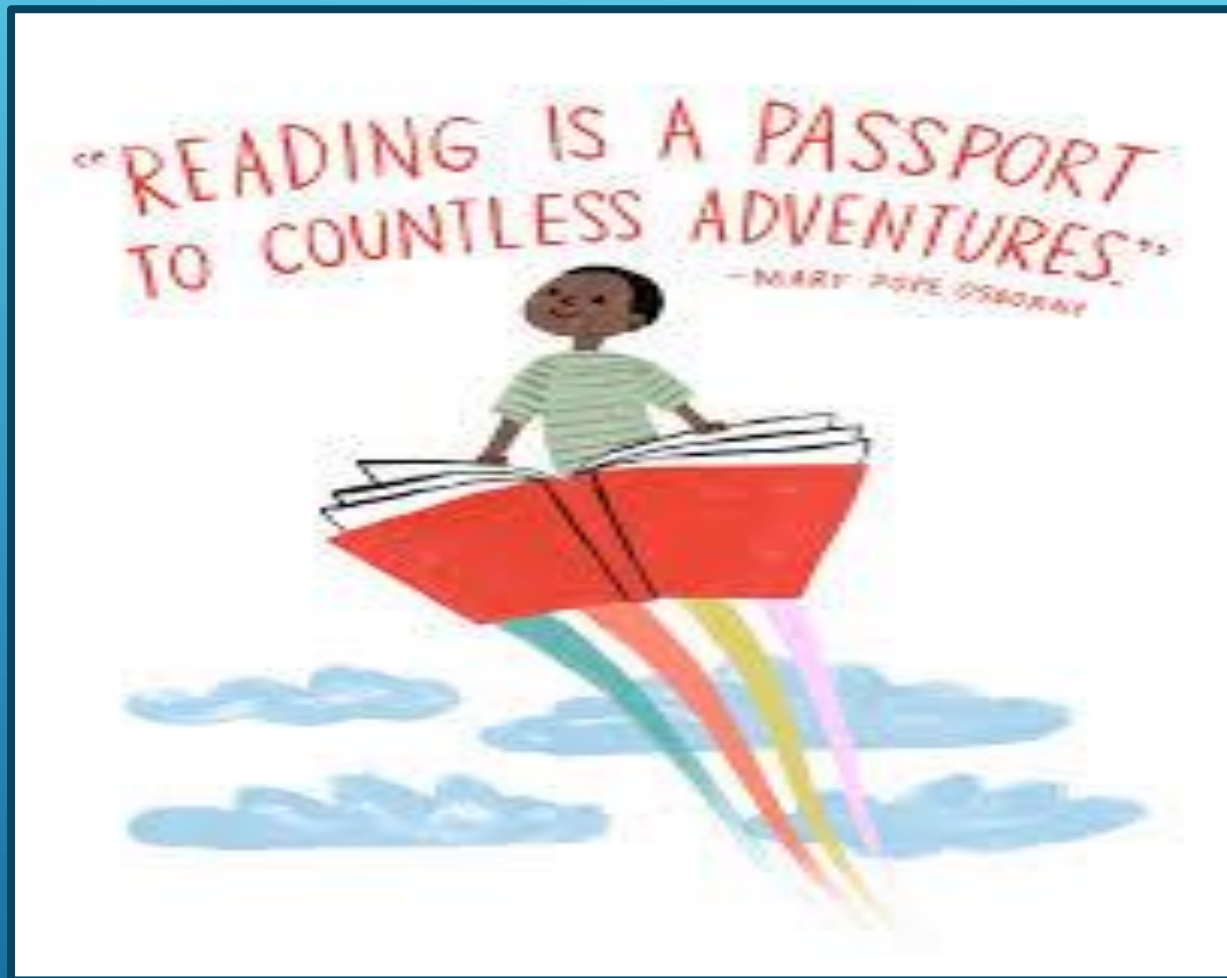
Home learning



Staying safe



Class Dojo






Staying safe



Article 24:

You have the right to the best possible health. You should have good quality health care, clean water, nutritious food and a clean environment to stay healthy.



Article 19:

You should be kept safe from all forms of violence, abuse, neglect and bad treatment by parents or anyone else who looks after you.



Online safety:



If you are worried about something, speak to a **grown-up** at home, if you can.



If you cannot speak to someone at home, you can call **ChildLine** for free.



If you can't speak to a grown-up at home, click on the worry box.





Your learning for today

Click on the links below to find your learning for today.

★ Learning should not take more than 2 hours per day

★ Please upload your learning to your Class Dojo portfolio to get feedback from your teacher.



Daily activities



Maths



Literacy



Topic



Daily activities


Please find below some activities that you can do every day.

Read for 10 minutes
with a grown up



<https://www.booktrust.org.uk/books-and-reading/have-some-fun/storybooks-and-games/>

Practice neat and
correct letter
formation.



Improve your
mental maths
skills.



<https://www.topmarks.co.uk/maths-games/mental-maths-train>



<https://www.youtube.com/watch?v=Wsy2L9VvX90>



Daily activities

Year 1 - Thursday 18th June 2020 - Daily Activities



Maths



Introduction



WAGOLLS and help



Task





Maths

Maths Introduction


Today we are going to be doubling numbers.

$0+0$ 0	$1+1$ 2	$2+2$ 4	$3+3$ 6
$4+4$ 8	$5+5$ 10	$6+6$ 12	$7+7$ 14
$8+8$ 16	$9+9$ 18	$10+10$ 20	$11+11$ 22



Maths

Maths WAGOLLS and extra help



$$1 + 1 = 2$$



$$2 + 2 = 4$$



$$3 + 3 = 6$$



$$4 + 4 = 8$$



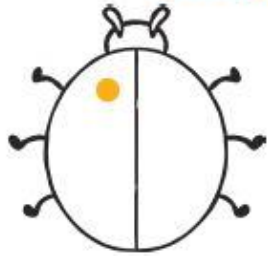
$$5 + 5 = 10$$




Maths

Maths Task

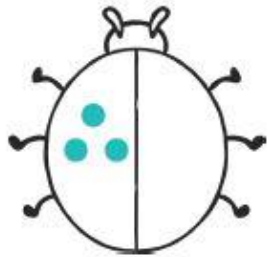
Ladybird Doubles



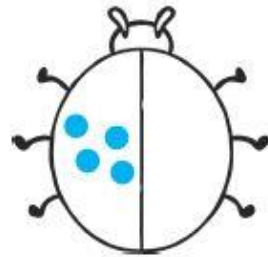
Double 1 is _____



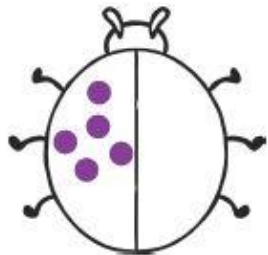
Double 2 is _____



Double 3 is _____



Double 4 is _____



Double 5 is _____



Print the sheet or draw the ladybirds in your book, use chalk on the ground outdoors or use a dry wipe board and pen. Can you write the addition sentence too? Look at the WAGOLL to help.

Watch and listen
<https://www.youtube.com/watch?v=At0quRa90rs>



Literacy

Introduction

WAGOLLS and help

Task



Literacy



Literacy Introduction

Do you remember what an adjective is?
An adjective is a describing word.

These are adjectives that describe the first ladybird.
Can you think of any others?

The bad tempered ladybird

bad tempered

unkind

nasty

mean

angry

selfish

grumpy





Literacy

Literacy WAGOLLS and extra help

unselfish

pear

good natured

pickle

friendly

cherry pie

generous



caterpillar

kind

pleasant

salami

butterfly

likeable

sweet

strawberry



Literacy Task

Make a character description for the second ladybird.
Sort through the words on the WAGOLL page and use the ones you think are correct.

WARNING!

Some of the words are not adjectives.

Can you spot them?

If they are not adjectives , what are they?.....nouns



Topic

Introduction

WAGOLLS and help

Tasks





Topic

Topic Introduction

On the Topic Task grid you will see different activities that you can try.

They don't have any particular order so you can start where you like.

If you have any of your own ideas (I'm sure you do!) go ahead and do those.



Topic

Topic WAGOLLS and extra help

Who did the ladybird meet at

6 o'clock?

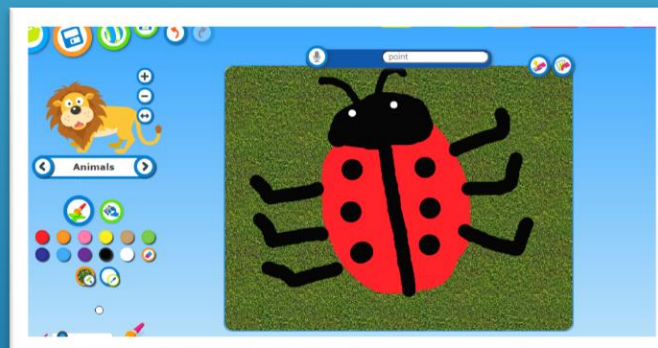
9 o'clock?

12 o'clock?

3 o'clock?




<https://www.youtube.com/watch?v=IARQDNSsUuQ>



Roll-a-beetle

Players take turns to roll a dice and win body parts to build their beetle.
The first player to complete their beetle is the winner.

1	legs
2	antenna
3	eyes
4	wings
5	head
6	body





Topic

Topic Task grid

Make a ladybird that you can eat!

Paint or craft a ladybird

Draw a character from the story and a clock to show which time they appeared.

Use Hub jit5, Paint to draw a picture of a ladybird

Play Roll-a-Beetle game with dice

Learn Ladybird ladybird rhyme and make up actions