

Year 2

Home-learning

Wednesday

3rd June 2020



Gelliswick Church in Wales  
VC Primary School



# Welcome to today's home learning for Year 2.

## Croeso i ddysgu adref heddiw am Blwyddyn 2.



Check-in



Home learning



Staying safe



Class Dojo





# Staying safe



## Article 24:

You have the right to the best possible health. You should have good quality health care, clean water, nutritious food and a clean environment to stay healthy.

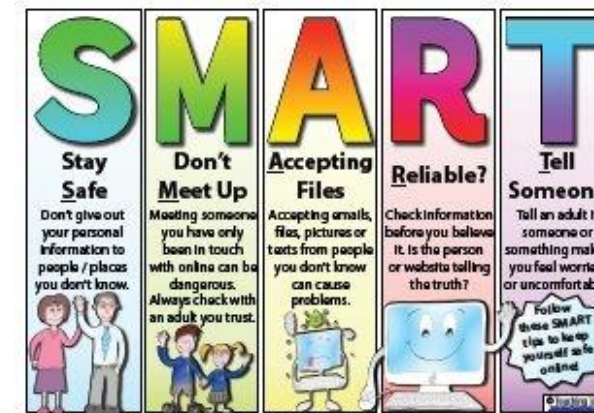


## Article 19:

You should be kept safe from all forms of violence, abuse, neglect and bad treatment by parents or anyone else who looks after you.



## Online safety:



If you are worried about something, speak to a **grown-up** at home, if you can.



If you cannot speak to someone at home, you can call **ChildLine** for free.



If you can't speak to a grown-up at home, click on the worry box.



Year 2 - Wednesday 3rd June 2020 - Keeping you safe





# Your learning for today

Click on the links below to find your learning for today.

★ Learning should not take more than 2 hours per day

★ Please upload your learning to your Class Dojo portfolio to get feedback from your teacher.



**Reading**



**Maths**



**Literacy**



**Topic**



# Reading

Introduction

WAGOLLS and help

Task



Reading



Home Learning



Reading

# Reading Introduction

Prior to reading the book, during your child's RWI session the children have a speed sounds lesson. These are available online. Please follow this link <https://home.oxfordowl.co.uk/reading/reading-schemes-oxford-levels/read-write-inc-phonics-guide/>

When you follow the link you will have access to all the following;

- Join in the Set 3 Speed Sounds live lessons by Ruth Miskin Training, Monday to Friday, at 10.30am (BST). You can sign up to either via this [Facebook page](#) or [YouTube channel](#).
- Practise the sounds they have been taught from the [My Sets 2 and 3 Speed Sounds eBook](#). (The book has notes for parents.)
  - Read the [eBooks](#) at your child's particular level (I sent it in a private message).
  - Practise reading the Speed Sounds speedily on the [Set 3 Speed Sounds slideshow](#).
- When your child is confident and has finished reading the eBooks for a level, they can practise reading the words on the [Speedy Green Word slideshow](#) for that level.

When reading the books read the green words and red words with your child to set them up for success. Finally enjoy listening to your child read the story before sharing the questions at the back. In school your child would reread one book three times so it's really important not to move on to quickly and to share the same book throughout the week to help your child develop their fluency with the sounds, words, story text and questions (understanding the content is crucial). If you need any further support please get in touch.



# Reading WAGOLLS and extra help

## Top Tips

### For Reading with Your Child at Home

- What is happening? Talk about what is happening in the pictures before you read the text.  
What can you see?
- Discuss the meaning of words. Use a dictionary to get your child used to exploring words for themselves.
  - Make predictions. What do you think will happen next? What makes you think that?
- Discuss feelings. How do you think the characters are feeling? What has made them feel this way?
- Where is the story set? Have you read another story with the same setting? For example, 'We're Going on a Bear Hunt' by Michael Rosen and 'The Gruffalo' by Julia Donaldson are both set in the woods.
  - Discuss the problem in the story. What has happened? What went wrong?
- Discuss the resolution. How was the problem solved? Is there another way it could have been resolved?
  - Fact or fiction? Is this book a story book or a non-fiction book? How do you know?
  - What have you learnt? What do you know now that you didn't know before reading the book?



# Reading Task

Please access the Read write inc website, the links are on the Reading introduction slide.

.







# Maths



Introduction



WAGOLLS and help



Task





# Maths Introduction

This week we are learning all about **Time**.

<https://mathsframe.co.uk/en/resources/resource/116/telling-the-time>

Have a go at playing this game.

Select your level of challenge start at 1 and work through them.



Maths

# Maths WAGOLLS and extra help

## Wednesday 3<sup>rd</sup> June.



Today I got up at 10 past seven.

07:10. I was excited as it was a sunny day and I was going to be starting my home learning later with my family.

07:30 Half past seven I had a shower and got dressed.



08:30 Half past eight. I decided to have toast for my breakfast today.



09:15 Quarter past nine. I was ready to start my school work. I decided to start with my literacy task first today.



Maths

# Maths Task

Keep a diary of things you do at different times throughout the day.

\*Draw a picture and write the time in analogue.

\*\*Draw a picture, write the time in analogue and digital.







# Literacy

Introduction

WAGOLLS and help

Task



Literacy



# Literacy Introduction

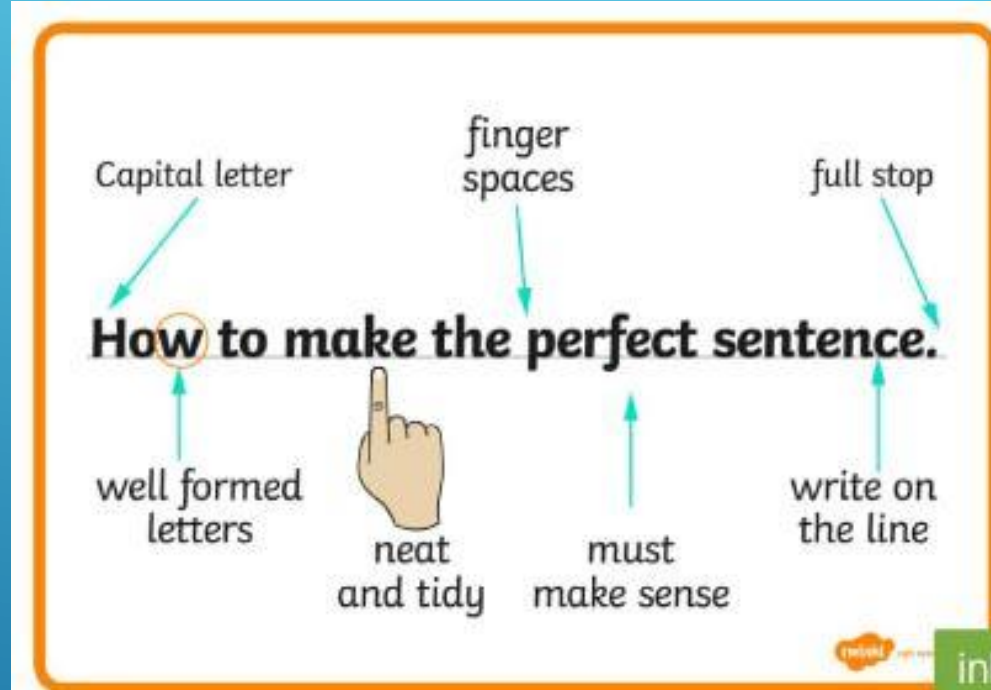
## James and the Giant Peach!



We are going to be learning about minibeast and creatures found in your garden through the story of 'James and the Giant Peach.'



# Literacy WAGOLLS and extra help





# Literacy Task


<https://www.youtube.com/watch?v=gFoYBO5ZFwo>

Task 1- **Log in to Hwb** using your login details in your red book.

- Once you are in click on menu and then j2e.
  - Then click on jit 5.
- Once you are in look for the mix tab at the top of the page, (at the end on the right)click on it.
- Once you are in mix pick the option which allows you to draw and write .

Task 2 -

Draw a picture of one of the creatures that James meets and write a sentence about them.







# Topic



Introduction



WAGOLLS and help



Tasks





**Topic**

# Topic Introduction

We wanted to give you more flexibility as to when you complete these activities, so we have put all the activities on one page.

Pick an activity each day, it is up to you when you complete them.

**Our new topic is 'James and the giant peach'**

**We are going to base our topic activities around the book and Roald Dahl as we know how much you enjoyed this topic at the start of your year 2 learning.**





Topic

# Topic WAGOLLS and extra help



Creative.



**This might help you  
with facts about  
Roald Dahl.**

<https://www.youtube.com/watch?v=yQfvwoWszj>

Literacy / ICT

## Roald Dahl.

He was a famous author born in Cardiff in 1916.  
Dahl wrote most of his books in his garden shed.  
He loved to make up funny names for his characters.  
Showing great courage he served as a fighter pilot in world war 2.



Year 2 - Wednesday 3rd June 2020 - Topic WAGOLLS and extra help



Home Learning



Topic

## Maths.

Make a mini beast using fruit or vegetables. Take a picture of your creation.

\*Can you chop your fruit independently.

\*\*Can you chop pieces into  $\frac{1}{2}$  and  $\frac{1}{4}$

# Topic Task grid

## Physical / Science.

Go on a mini beast hunt in your garden what can you find. Put your information into a table (Can you design your own table for your finding) tally the number of mini beasts you have found.

\*\* Put your work into a graph on HWB – JIT 5 – graph.

## Creative.

Using a pebble if you have some.

Can you create the characters from the story?

If not, maybe you can find a different way. Chalk them outside, draw on HWB, paint, sketch.

## Literacy/ICT.

I wonder if you can remember any facts about Roald Dahl from our first topic in year 2.

\*Can you create a fact file of facts about Roald Dahl.

\*\*Use JIT 5 write in HWB

## Literacy/Creative

Can you be an illustrator and design your own book cover for James and the Giant peach.

\*\* You might like to have a go at this on HWB JIT 5 paint.

## Physical.

You might like to have a go at some yoga. This has got lots of different ones linked to bugs.  
<https://www.youtube.com/watch?v=qlT-9Nnlvn0>

## ICT / Science.

Learn some facts about mini beasts.

<https://www.bbc.co.uk/bitesize/topics/z6882hv/articles/z9fkwmn>







# Reading Answers

Year 2 Reading Answers




Home learning



Maths

# Maths Answers

Year 2 - Wednesday 3rd June 2020 - Maths Answers



# Literacy Answers

Year 2 -Wednesday 3rd June 2020 - Literacy Answers



Topic

# Topic Answers

Year 2 - Wednesday 3rd June 2020 - Topic Answers