

# Reception

## Home-learning

Monday  
6th July 2020



Gelliswick Church in Wales  
VC Primary School



# Welcome to today's home learning for Reception

## Croeso i ddysgu adref heddiw am Dosbarth Derbyn



Check-in



Home learning



Staying safe



Class Dojo








# Staying safe



## Article 24:

You have the right to the best possible health. You should have good quality health care, clean water, nutritious food and a clean environment to stay healthy.

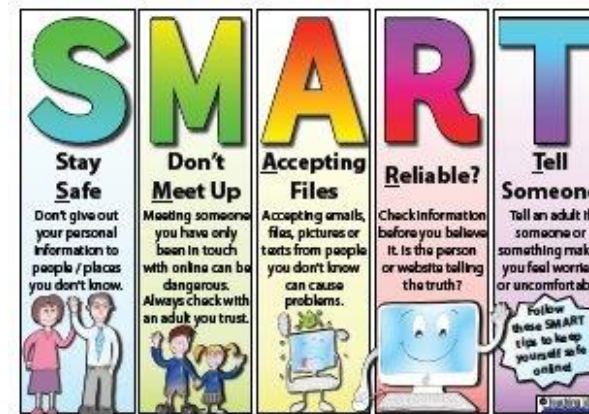


## Article 19:

You should be kept safe from all forms of violence, abuse, neglect and bad treatment by parents or anyone else who looks after you.



## Online safety:



If you are worried about something, speak to a **grown-up** at home, if you can.



If you cannot speak to someone at home, you can call **ChildLine** for free.



If you can't speak to a grown-up at home, click on the worry box.



Reception - Monday 6th July 2020 - Keeping you safe



# Your learning for today

Click on the links below to find your learning for today.

★ Learning should not take more than 2 hours per day

★ Please upload your learning to your Class Dojo portfolio to get feedback from your teacher.



Reading



Maths



Literacy



Topic



# Reading

Introduction

WAGOLLS and help

Task



Reading





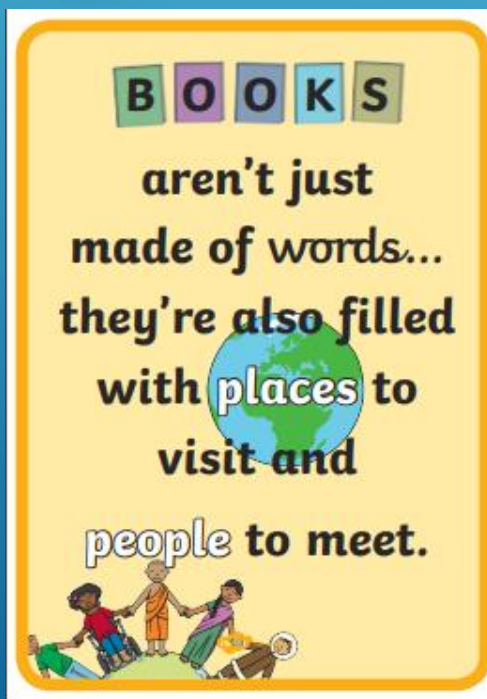
# Reading Introduction

## Red words

I	the
me	of
my	said
no	are

Red words are tricky words that can't be sounded out but appear regularly in children's reading and writing. Here are some of the first red words your child will read.

You could make a set of red words so your child can practise reading them - Remember to tell them they are red words so we can't sound them out we just have to look and say the word.






# Reading WAGOLLS and extra help



Help your child with  
**reading**



<b>I Spy</b> Play 'I Spy' games. Can you find words beginning with...? Can you find a picture of a...? How many... can you see?	<b>Ask Questions</b> Ask questions about the story as you read it e.g. What is the story about? Why do you think they made that choice? Was it a good choice? Why did that happen? What do you think will happen next? What was your favourite part of the story? Why?	
<b>Make it Fun</b> Enjoy reading together. Give characters funny voices and engage with the pictures. Make a game out of finding words that rhyme or start with the same sound.	<b>Be Seen</b> Play 'I Spy' games. Can you find words beginning with...? Can you find a picture of a...? How many... can you see?	<b>Get Out</b> Go to your public library regularly. Find the books you loved as a kid to read together.
<b>Create</b> Use reading to inspire drawings or new stories.	<b>Go Online</b> Look online & in app stores for appropriate word & spelling games.	<b>Make Space</b> Have a special place or a certain time when you read together.
<b>Read everything out loud.</b> Books, poems, nursery rhymes, newspaper & magazine articles, food labels... anything that is close to hand!		





# Reading Task

Click on the picture next to your child's group for today's reading activity.

Gwyrdd	
Coch	
Glas	
Porffor	





Home learning



Reading

Gwyrdd and Coch

# A fun hat

A fun hat.

A hen in a hat.



A fox in a sun hat.



A man in a top hat.



A kid in a fun hat.



Ask your child  
to read the  
story,  
sounding out  
the words  
they do not  
know.



Home learning



Reading

Glas

# On the bus

## On the bus.

Sit with us on **the** big red bus  
with **the** fat black cat  
and **the** fox in a hat.



Sing with us on **the** big red bus  
with **the** long thin dog  
and **the** jumping frog.



Clap with us on **the** big red bus  
with **the** fat red hen  
and **the** pup with a pen.



Ask your child  
to read the  
story,  
sounding out  
the words  
they do not  
know.

Remember the  
red words are  
tricky words  
and can't be  
sounded out.



Home learning



Reading

# Tab's Kitten

Porffor

## Tab's kitten

Tab **the** cat has had a kitten.

"Tab! Tab! **I've** got fish and milk!" **calls** Meg.



Tab trots **to** Meg.

**The** kitten trots along as well.

Tab has **the** fish.

**The** kitten drinks **the** milk.



Tab's tum is full **she** has a nap.

**The** kitten runs off.

**No** kitten! Is **he** in **the** box? **No!**

Is **he** in **the** bath? **No!**

Is **he** on Meg's bed? **Yes!**



Ask your child to read the story, sounding out the words they do not know.

Remember the red words are tricky words and can't be sounded out.





# Maths



## Introduction and Wagolls



## Task



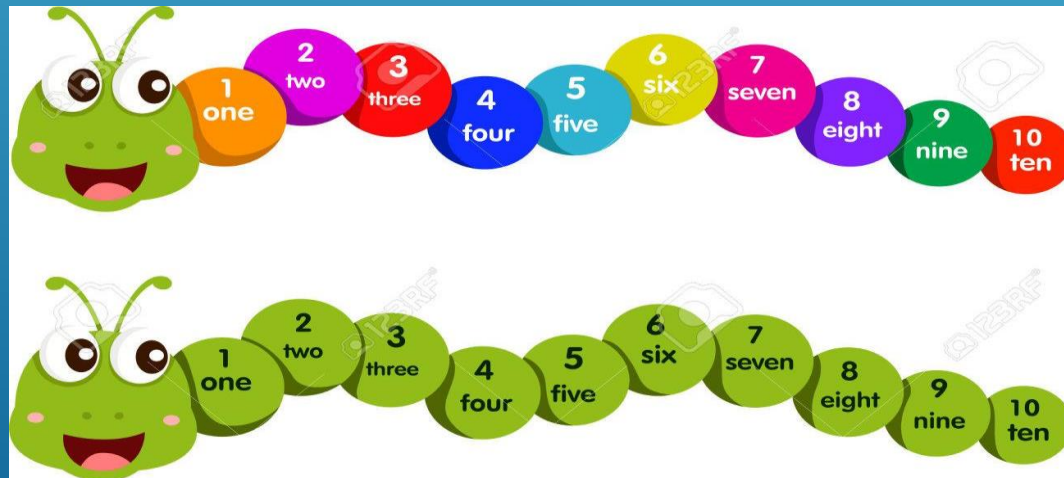


Maths

# Maths Introduction and WAGOLS!

## Missing Numbers

The worms need your help! All of their different body parts are numbered, but some of the numbers have gone missing!!! Can you help them figure out what the missing numbers are.






# Maths Task

## Missing Number Worms!

Ask an adult to draw some worms in your book like the one below. They will fill in 2 numbers on the worms body for you. Can you fill in the blanks? Use your number formation sheet to help you if you need it.







# Literacy



## Introduction and WAGOLLS



## Task



Literacy




# Literacy Introduction

Watch this video about worms!

<https://www.youtube.com/watch?v=7O40A-6Jmt4>

Make sure you pay attention to all the interesting facts!





# Literacy Task

Can you write down your favourite facts that you learnt from the worm video?

Porffor

Can you write 4 facts?

Glas

Can you write 3 facts?

Coch

Can you write 2 facts?

Gwyrdd

Can you write 1 fact?







# Topic



Introduction



WAGOLLS and help



Tasks





Topic

# Topic Introduction

This term we are going to be learning all about Minibeasts! Each week we will pick a different minibeast. This week we are going to learn all about worms !!!!

Watch Jess teaching us all about worms



<https://www.youtube.com/watch?v=7O40A-6Jmt4>

Reception - Monday 6th July 2020 - Topic Introduction



Topic

# Topic WAGOLLS and extra help



Hungry worm craft.



Worm Race!



Cheerio Worms



Edible Worms



Pasta Pattern Worm.





Topic

# Topic Tasks

Please pick one preferred activity each day. You may want to ask your child which one they would like to do :) See the previous slide for ideas and examples for each activity!

## Creative: Worm Race!

Who will win the paper worm race? Watch this video on how to make and race your own paper worm!

<https://www.youtube.com/watch?v=lxEhFgJ-Bjk>

## Music: Herman the Worm

Watch this video. Can you join in?

<https://www.youtube.com/watch?v=0-rg7EI+1x4>

Ask an adult to test you and see if you can remember all the things that Herman ate?

## Creative: Hungry worm!

Can you make your very own hungry worm using a paper plate? What is your worm eating? See the previous slide for ideas.

## Cooking: Edible worm

Can you make your own edible worm? See the previous slide for some ideas!

## Creative: Pasta Worm

Can you make your own wiggly worm by threading pasta onto a string? Can you colour the pasta in to make different patterns. See the previous slide for ideas.