

Whitesands Home-learning

Monday-Friday
6th-10th July 2020

Start



Gelliswick Church in Wales
VC Primary School



Welcome to this week's home learning for Whitesands!

Croeso i ddysgu adref heddiw am Dosbarth Whitesands!



Check-in



Home learning



Good morning Whitesands class. **We are carrying on with the topic of 'Transport and Travel'.** Don't forget to **sing the hello song** before you start your learning and listen to **our new class story 'Up, Up, Up!'**



Staying safe



Class Dojo

Hello Song:

<https://www.youtube.com/watch?v=tVlcKp3bWH8>

Up, Up, Up! Story

https://www.youtube.com/watch?v=LrdoTiER_Jo




Staying safe



Article 24:

You have the right to the best possible health. You should have good quality health care, clean water, nutritious food and a clean environment to stay healthy.



Article 19:

You should be kept safe from all forms of violence, abuse, neglect and bad treatment by parents or anyone else who looks after you.



Online safety:



If you are worried about something, speak to a **grown-up** at home, if you can.



If you cannot speak to someone at home, you can call **ChildLine** for free.



If you can't speak to a grown-up at home, click on the worry box.





Your learning for today

Click on the links below to find your learning for today.

★ Learning should not take more than 2 hours per day

★ Please upload your learning to your Class Dojo portfolio to get feedback from your teacher.



Reading



Maths



Literacy



Topic

Whitesands - 6th-10th July 2020 - Home Learning Menu



Reading

Introduction

Tasks



Reading

Whitesands - 6th-10th July 2020 - Reading Menu



Reading Introduction



Home Learning



Reading

In Whitesands class reading tasks are presented differently for each child. Some of the children are still pre-reading and accessing the 'See and Learn' programme which involves matching pictures.

Other children are working at a sound level and some at a word and sentence level which includes LTR and flashcards.

In addition it is important that all the children hear and listen to stories regularly. Please try and find sometime in the day or evening to sit and share a book with your child. Picture books and tactile books are equally as valuable for the younger children to engage with. Use some titles off the book list opposite to help you.

Whatever level your child is at it would be great if you could spend a few minutes each day practicing. Whether it's See and Learn, LTR or flashcards, you already have resources in your pack. If you require more resources or support to do this, please contact us.

Songs and rhymes play an important part in a child's literacy development and are also a great way to develop interacting and attention. Here are some good examples and ideas for songs and rhymes linked to our theme of 'transport and travel'. Have a go at the ones you know.

Row, Row, Row your Boat
The wheels on the Bus
Down at the station
The big ship sails on the ally-ally-oh
Bobby shafto
A sailor went to sea
5 little men in a flying saucer
5 little firemen
Michael Row your boat ashore
Can you think of anymore?

This is the book list linked to our topic of 'Travel and Transport'. Here are some ideas of books you could read or listen to linked to our new theme. Have a look to see if you have any at home you could read or listen to them on Youtube.

We all go travelling by
Up, up, up.

Mr Gumpy's Outing
Mr Gumpy's Motor Car
Postman Pat or Fireman Sam
The Train Ride
Thomas the Tank Engine
Who sank the boat?
Duck in the truck
Mrs Armitage on Wheels
Let us know if you had any different ones.?




see and learn 
visual learning • step by step

Whitesands - 6th-10th July 2020 - Reading Introduction



Reading Tasks



ACTIVITY 1:

Here is the link for the class story 'Up, Up, Up!'


https://www.youtube.com/watch?v=LrdoTiER_Jo

Hope you enjoy it. You can also listen to Mrs Hadley reading the story on our class Dojo.

Here are a few more links to great Barefoot Singalong book linked to our theme of transport and travel. Have a listen to them as they will be going in the planning next week.


'The Journey Home from Grampa's' https://youtu.be/wKcrsv_t8Ko

'The Magic Train Ride' <https://youtu.be/8eSxrPzoZY0>



ACTIVITY 2:

Well done to those of you who had a go at this activity last week. I know it's tricky and for that reason we are going to carry on practicing it again this week.



ACTIVITY 3:

What can you see from a hot air balloon?

Imagine you are in a hot air balloon flying over your house and your local area. In your red book make a list of the things you might see? Think about what's close to your house and imagine looking down into all the different gardens and flying over the town and the coast. Try to think of at least 10 things if you get over 15 you can have extra Dojos. Good luck.





Maths

Introduction

Tasks





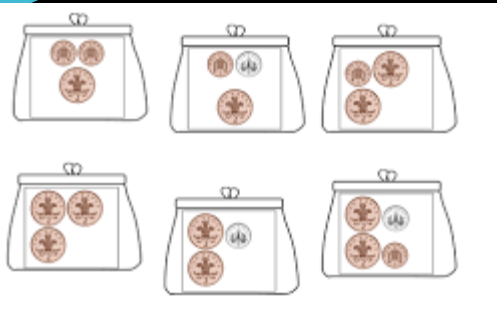
Maths Introduction



Home learning



Maths



This week in maths
we are going to
focus on
Money



Show your child the coins above do they recognise them?

Give them 2 of each coin and see if they can match them up.

Choose 2, 3 or 4 of the above coins for them to sort depending on their ability - mix up lots of 1p, 2p 5p and 10p coins in a bag for them to pull out one at a time and sort into different bowls or purses - stick with 2 different coins for the younger children.

If they have numicon place pennies over the holes and then count the coins like the pictures below.

If you child can count in 2's put out some 2 pence coins and point to them whilst counting.

Give your child a 1p, 2p, 5p and 10p coin and put them in order of value.

Count the money in the piggy bank and purses if you can?



Watch some of the links below if you want to learn more about money.

<https://youtu.be/dFzAU3uo6Ps>

https://youtu.be/jHkUPDjum_E

https://youtu.be/vs8F_g3MGtM

<https://youtu.be/o-d5n3ltpwg>



Whitesands - 6th-10th July 2020 - Maths Introduction



Maths

Maths Tasks

ACTIVITY 1 play dough wheels

Can you make some wheels out of play dough by rolling them into a ball?

Show your child a numicon tile/picture and see if they can make the same number of wheels to place on the numicon shape. Like the pictures below. Count as you are covering each hole with a play dough wheel.



ACTIVITY 2 - Numicon

If you have the plastic numicon tiles the children really enjoy pushing them into the playdough and making the tile shape.

This obviously doesn't work if you only have the paper one's but I know a few people have purchased the plastic tiles online. See if the children can match the shapes and the imprints left in playdough. Even trickier see if they can find two shapes to fit the one imprint e.g a 4 and a 5 to match a number 9 like the photo below.



ACTIVITY 3 Transport addition

If you have these addition worksheets in your pack give them a go.

We had only recently introduced pictorial addition so the children may need reminding of the concept and the associated language - add/plus, equals/makes, how many & altogether, etc...





Literacy

Introduction

Tasks





Literacy Introduction



Home learning



RWI/Phonics

This week after spending time with the children in school I am going to put the emphasis on writing the letter sounds.


Here are some important point to remember.....

- 1) Make sure you have a line to sit each letter on.
 - 2) Say the rhyme before you write each letter so you remember how to form the letter correctly.
 - 3) Give your child a small dot as a starting point if they are not sure where to start the letter.
 - 4) Most importantly don't take your pencil off the paper while you are writing or tracing each letter - it should one smooth continues movement from start to finish.
- Here is a good link if you need some reminding of the rhymes and formation.

https://youtu.be/4T_EE6PcZbY

Remember you should be starting in the same place and forming each letter the same way every time you write it to avoid picking up bad habits.

How quickly can you point to and say all these sounds? Have a go at timing yourself. See if you can get a little quicker each time. Well done if you are under 60 seconds?





Literacy Tasks




Home Learning



Literacy

ACTIVITY 1


This week we are going to use the same board we used for last weeks Maths 'dice game' but, change it to words or letters instead of numbers. You can use letters that your child needs to practice or words from their LTR/flashcards or even topic words. If you aren't sure what to use message a member of staff for ideas.



ACTIVITY 2

This week have a go at the writing patterns below. Remember to stick to the dotted line as carefully as you can. You can even track them with a car first if you want.

If you haven't got these writing patterns don't forget to Keep practicing to write your name.



ACTIVITY 3

Remember to keep looking back over the old 'Bucket Time' videos and repeat some of the activities or have a go at some of your own.

ACTIVITY 4

Remember to use this link along with any videos posted on the class dojo to practice your sounds. There are lots of great activities on the Ruth Miskin site. Remember to practicing writing your sounds not just naming them, and if you've got time to join in the daily lesson that would be brilliant.

<https://www.ruthmiskin.com/en/>

ACTIVITY 5

Remember to keep looking back over the old 'Salley' videos and repeat some of the activities or have a go at some of your own.

Whitesands - 6th-10th July 2020 - Literacy Tasks



Home learning



Topic

Please look through this weeks topic activities. Try and complete at least two throughout the week and don't forgot to send us videos and photos.

Topic tasks 1

Topic tasks 2



Topic

Whitesands - 6th-10th July 2020 - Topic Menu



Topic

Topic Tasks 1

Knowledge & Understanding - floating & Sinking

Using a large container, this could be your bath, or a water tray if you have one, fill it with water and experiment dropping different objects in to see if they float or sink? Use the language float and sink but reinforce this vocabulary with top/bottom, up/down if this is new to your child. All the children can experience this even if they are just watching you.

Extension activity - record your findings in your red book - draw or name the object, predict if it will float or sink and then also record what happened. Was your prediction correct?

Some possible ideas of items to try - cork, ball, key, stone, apple, pencil, lego block etc...



Knowledge and Understanding & Creative Junk Modelling

This week as we are looking at floating and sinking why not have a go at making a junk model boat! Use any junk materials you have available at home and use the ideas below to help you. Try out your boat does it float or sink?



Whitesands - 6th-10th July 2020 - Topic Introduction



Topic

Topic Tasks 2

Physical - Cosmic Yoga

Having good strong tummy muscles is important and helps with lots of different things we do every day including activities like dressing, walking, balancing & even writing. 'The Boat' is a yoga pose that is really good for strengthening our core muscles so why not watch the video in the link below and have a quick practice every day - it doesn't take long and I'm sure if you do practice regularly we will see an improvement really quickly.

<https://youtu.be/o87jZDgANTM>

If you are familiar with this exercise and you want to make it a bit trickier have a go at joining in with 'Squish the Fish' - A Cosmic Yoga Kids Adventure just click the link below.

<https://youtu.be/LhYtcadRgnw>



Knowledge and Understanding, Physical & Creative

Why not have a go at making a boat out of your favourite snacks. Apples, bananas and cucumbers are good for the base and you could use cheese for the sail and a chocolate finger for the mast maybe! I'm sure you can come up with some really inventive ideas of your own using the snacks you like. Just remember to photograph it and send it to us before you eat it.



Whitesands - 6th-10th July 2020 - Topic Tasks