

Nursery Home-learning

Thursday 9th July
2020



Gelliswick Church in Wales
VC Primary School



Welcome to today's home learning for Meithrin

Croeso i ddysgu adref heddiw am Dosbarth meithrin



Check-in



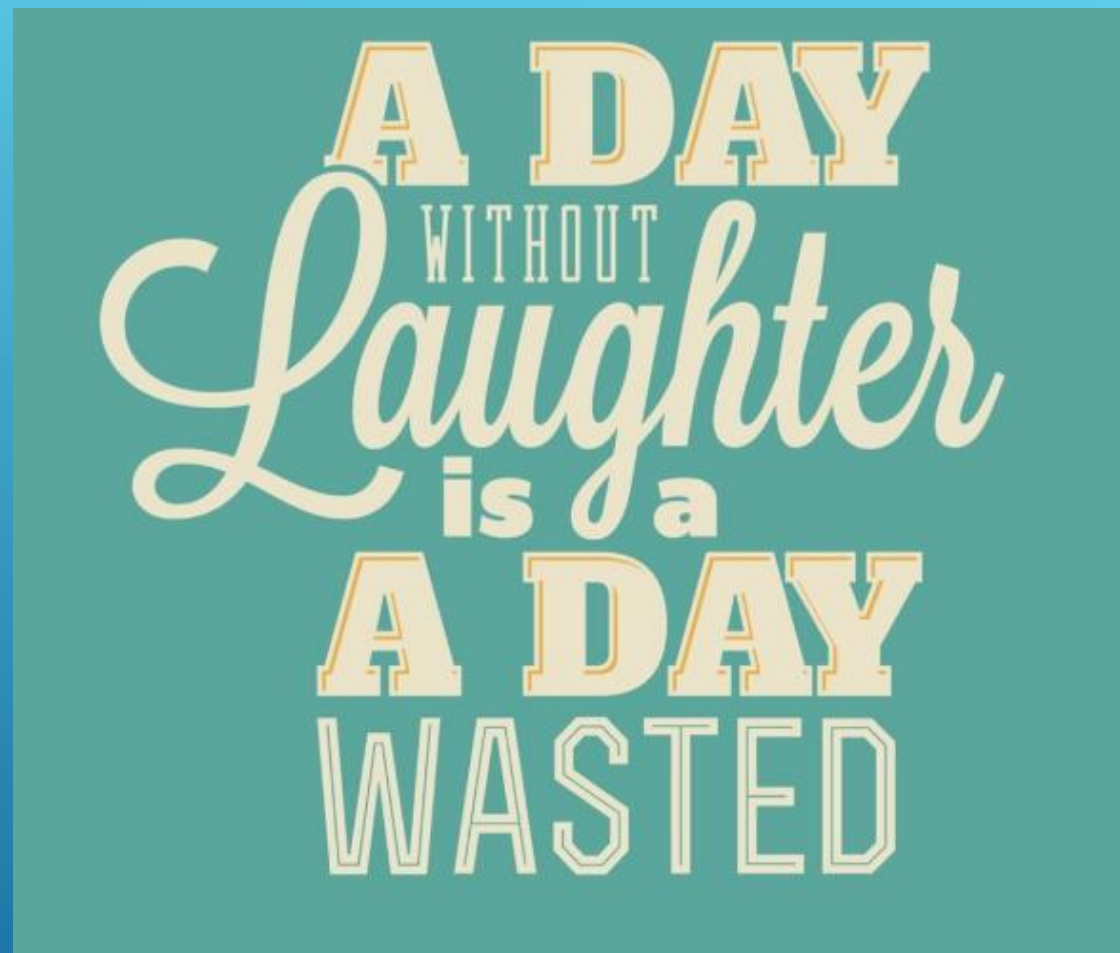
Home learning



Staying safe



Class Dojo






Staying safe



Article 24:

You have the right to the best possible health. You should have good quality health care, clean water, nutritious food and a clean environment to stay healthy.



Article 19:

You should be kept safe from all forms of violence, abuse, neglect and bad treatment by parents or anyone else who looks after you.



Online safety:



If you are worried about something, speak to a **grown-up** at home, if you can.



If you cannot speak to someone at home, you can call **ChildLine** for free.



If you can't speak to a grown-up at home, click on the worry box.





Your learning for today

Click on the links below to find your learning for today.

★ Learning should not take more than 2 hours per day

★ Please upload your learning to your Class Dojo portfolio to get feedback from your teacher.



Reading



Maths



Literacy



Topic



Reading

Introduction

WAGOLLS and help

Task




Reading



Reading Introduction

The MORE
that you read,
the MORE things
you will know.
The MORE that you
Learn,
the MORE places you'll go.



Please follow this link to Oxford Owl

<https://www.oxfordowl.co.uk/api/interactives/29253.html>

Then use

Username -Poppit sands ft

Password - school

To log in.

We will be putting on daily links to take you to free books to read with your child.





Reading WAGOLLS and extra help



Help your child with
reading

I Spy Play 'I Spy' games. Can you find words beginning with...? Can you find a picture of a...? How many... can you see?	Ask Questions Ask questions about the story as you read it e.g. What is the story about? Why do you think they made that choice? Was it a good choice? Why did that happen? What do you think will happen next? What was your favourite part of the story? Why?	
Make it Fun Enjoy reading together. Give characters funny voices and engage with the pictures. Make a game out of finding words that rhyme or start with the same sound.	Be Seen Play 'I Spy' games. Can you find words beginning with...? Can you find a picture of a...? How many... can you see?	Get Out Go to your public library regularly. Find the books you loved as a kid to read together.
Create Use reading to inspire drawings or new stories.	Go Online Look online & in app stores for appropriate word & spelling games.	Make Space Have a special place or a certain time when you read together.
Read everything out loud. Books, poems, nursery rhymes, newspaper & magazine articles, food labels... anything that is close to hand!		

What did the character just do?

Why do you think that they did that?

Why do you think that?

What do you think the story is about?

What do you think the character is like?

What do you think will happen next?



Reading Task

This week we are going to read some red words.

Red words are tricky words that can't be sounded out but appear regularly in children's reading and writing.

Here are some of the first red words your child will read.

You could make a set of red words so your child can practise reading them -

Remember to tell them they are red words so we can't sound them out we just have to look and say the word.

I	the
me	of
my	said
no	are



Maths

Introduction and Wagolls



Task





Maths

Maths Introduction and WAGOLS!


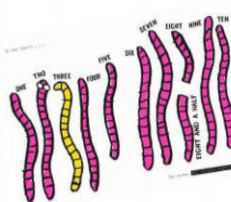
Counting forwards

These worms all start with different numbers (4, 8, 15, 10). Can you draw these worms in your books and write the numbers that come next?


Talking Together

We can see the worms he draws look a bit like our number lines at school!

Draw your worms but start at different numbers!



White Rose Maths





Literacy



Introduction and WAGOLLS



Task



Literacy

Literacy Introduction



Draw a picture
of you with your
friends in school.
Can you write
their names too
or just initial
sounds.



Introduction

Tasks



Topic Introduction

This term we are going to be learning all about Minibeasts! Each week we will pick a different minibeast. This week we are going to learn all about Spiders.



Topic WAGOLLS and extra help



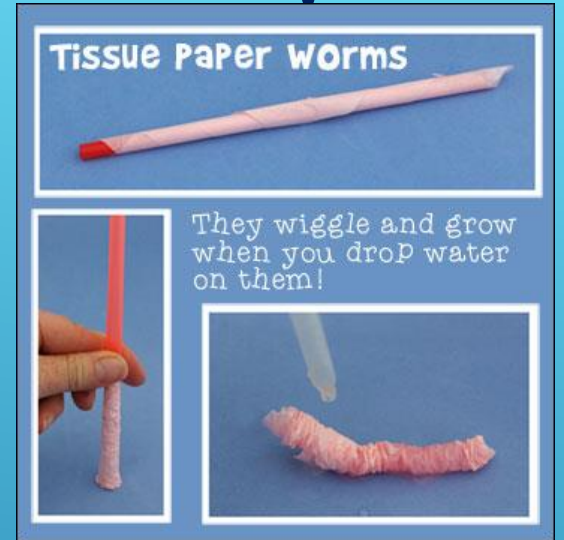
Cheerio worms



Pasta worms



Worm habitat.
<https://happybrownhouse.com/simple-science-observing-worms/>



Edible worms



Topic Tasks

Please pick one preferred activity each day. You may want to ask your child which one they would like to do :) See the previous slide for ideas and examples for each activity!

Music: Herman the Worm

Watch this video. Can you join in?

<https://www.youtube.com/watch?v=O-rg7EI1x4>

Ask an adult to test you and see if you can remember all the things that Herman ate?

Outdoor-Make a worm habitat
You will need a glass jar with a lid with air holes, earth, sand and worms.

Layer the dirt and sand in a pattern.

Add the worms. Observe over a few days. Don't forget to release your worms back into your garden when you have finished observing them.

Science-Tissue paper worm

Wind some tissue paper around a straw and carefully take it off. Drop some water onto the worm to see it wiggle and grow.

Creative: Pasta Worm

Can you make your own wiggly worm by threading pasta onto a string? Can you colour the pasta in to make different patterns. See the previous slide for ideas.

Cooking: Edible worm

Can you make your own edible worm? See the previous slide for some ideas!