

# Year 2

## Home-learning

Friday  
17th July 2020



Gelliswick Church in Wales  
VC Primary School



Welcome to today's home learning for Year 2.  
Croeso i ddysgu adref heddiw am Blwyddyn 2.



Check-in



Home learning



Staying safe



Class Dojo

time SPENT  
PLAYING  
WITH CHILDREN  
IS  
NEVER  
WASTED




# Staying safe



## Article 24:

You have the right to the best possible health. You should have good quality health care, clean water, nutritious food and a clean environment to stay healthy.



## Article 19:

You should be kept safe from all forms of violence, abuse, neglect and bad treatment by parents or anyone else who looks after you.



## Online safety:

S	M	A	R	T
<b>Stay Safe</b>	<b>Don't Meet Up</b>	<b>Accepting Files</b>	<b>Reliable?</b>	<b>Tell Someone</b>
Don't give out your personal information to people / places you don't know.	Meeting someone you have only been in touch with online can be dangerous. Always check with an adult you trust.	Accepting emails, files, pictures or texts from people you don't know can cause problems.	Check information before you believe it. Is the person or website telling the truth?	Tell an adult if someone or something makes you feel worried or uncomfortable.
Follow these SMART tips to keep yourself safe online!				

If you are worried about something, speak to a **grown-up** at home, if you can.



If you cannot speak to someone at home, you can call **ChildLine** for free.



If you can't speak to a grown-up at home, click on the worry box.







# Your learning for today

Click on the links below to find your learning for today.

★ *Learning should not take more than 2 hours per day*

★ *Please upload your learning to your Class Dojo portfolio to get feedback from your teacher.*



**Reading**



**Maths**



**Literacy**



**Topic**

Year 2 - Friday 17th July 2020 - Home Learning Menu



# Reading



Introduction



WAGOLLS and help



Task



Reading

Year 2 - Friday 17th July 2020 - Reading Menu



Home learning



Reading

# Reading Introduction

Prior to reading the book, during your child's RWI session the children have a speed sounds lesson. These are available online. Please follow this link <https://home.oxfordowl.co.uk/reading/reading-schemes-oxford-levels/read-write-inc-phonics-guide/>

When you follow the link you will have access to all the following;

- Join in the Set 3 Speed Sounds live lessons by Ruth Miskin Training, Monday to Friday, at 10.30am (BST). You can sign up to either via this [Facebook page](#) or [YouTube channel](#).
- Practise the sounds they have been taught from the [My Sets 2 and 3 Speed Sounds eBook](#). (The book has notes for parents.)
  - Read the [eBooks](#) at your child's particular level (I sent it in a private message).
  - Practise reading the Speed Sounds speedily on the [Set 3 Speed Sounds slideshow](#).
- When your child is confident and has finished reading the eBooks for a level, they can practise reading the words on the [Speedy Green Word slideshow](#) for that level.

When reading the books read the green words and red words with your child to set them up for success. Finally enjoy listening to your child read the story before sharing the questions at the back. In school your child would reread one book three times so it's really important not to move on to quickly and to share the same book throughout the week to help your child develop their fluency with the sounds, words, story text and questions (understanding the content is crucial). If you need any further support please get in touch.

Year 2 - Friday 17th July 2020 - Reading Introduction



# Reading WAGOLLS and extra help

## Top Tips

### For Reading with Your Child at Home

- What is happening? Talk about what is happening in the pictures before you read the text.  
What can you see?
- Discuss the meaning of words. Use a dictionary to get your child used to exploring words for themselves.
  - Make predictions. What do you think will happen next? What makes you think that?
- Discuss feelings. How do you think the characters are feeling? What has made them feel this way?
- Where is the story set? Have you read another story with the same setting? For example, 'We're Going on a Bear Hunt' by Michael Rosen and 'The Gruffalo' by Julia Donaldson are both set in the woods.
  - Discuss the problem in the story. What has happened? What went wrong?
- Discuss the resolution. How was the problem solved? Is there another way it could have been resolved?
  - Fact or fiction? Is this book a story book or a non-fiction book? How do you know?
- What have you learnt? What do you know now that you didn't know before reading the book?





# Reading Task

Please access the Read write inc website, the links are on the Reading introduction slide.

.







# Maths



Introduction



WAGOLLS and help



Task





# Maths Introduction

This week are learning about patterns.

Which number comes next?

2	4	6	8	10	12	
3	6	9	12	15	18	
4	8	12	16	20	24	
5	10	15	20	25	30	
6	12	18	24	30	36	
7	14	21	28	35	42	
8	16	24	32	40	48	

- \* Can you work out the last number in the sequence.
- \*\* How far can you continue each sequence.



# Maths WAGOLLS and extra help



Home learning



Maths

Year 2 - Friday 17th July 2020 - Maths WAGOLLS and extra help





Maths

# Maths Task

We will add pattern problem solving tasks to class dojo for you to select a challenge to complete today.



Or using your 100 square you might like to create your own number patterns use the ones like we did in the introduction to give you some ideas.

\*\* You might like to challenge yourself to work with numbers over 100.





# Literacy



Introduction



WAGOLLS and help



Task



Literacy



# Literacy Introduction

Over the next couple of weeks we are going to thinking about moving forward into year 3.

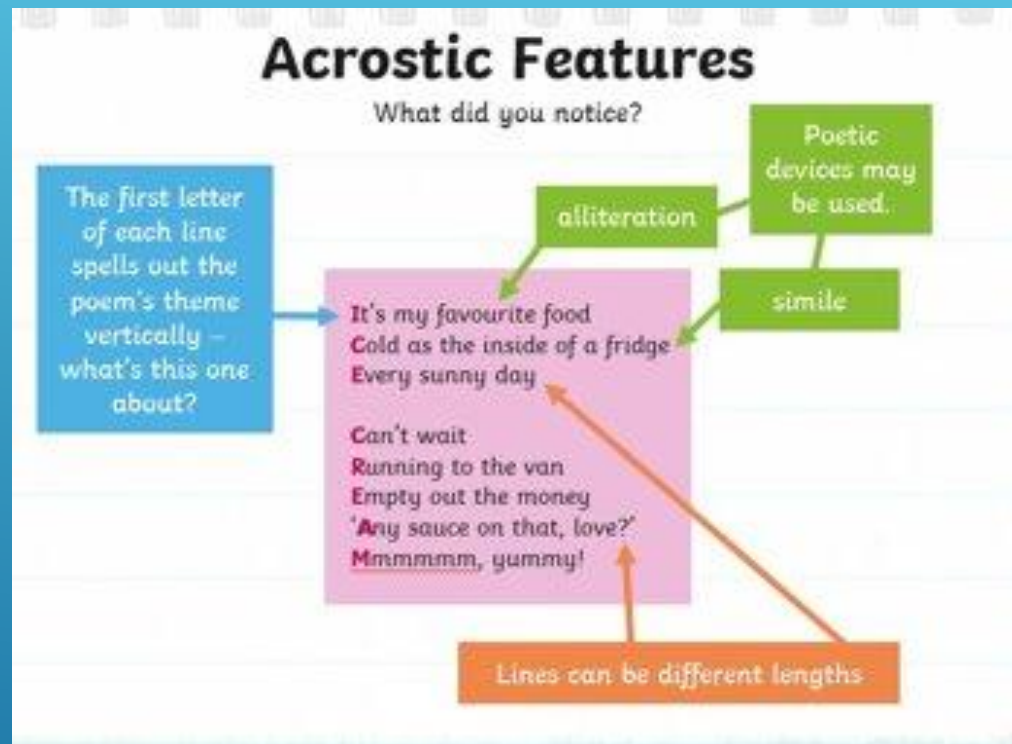






Literacy

# Literacy WAGOLLS and extra help





# Literacy Task

**Task** - Write an **acrostic poem** using the letters of your class name.

**WEST DALE or DRUIDSTON**

Write about your memories, activities, funny things that happen, visitors, trips or stories we have learned all about this last year.

Start your sentence with each letter of the class name.

Make sure you use your best handwriting, decorate it with pictures of yourself, teachers and friends. Take your time and make it really special.

**\*\*You have Thursday and Friday to complete this activity**





# Introduction

# WAGOLLS and help



# Tasks







Home learning






Topic

# Topic Introduction

We wanted to give you more flexibility as to when you complete these activities, so we have put all the activities on one page. Pick an activity each day, it is up to you when you complete them.



We are going to focus on caterpillars this week as you are all changing and growing up and in September will be juniors.





Topic

# Topic WAGOLLS and extra help

Have a look and read these facts before creating your presentation.

<https://kidsactivitiesblogs.com/caterpillar-fun-facts/>

\*\* You can research your own facts.



Healthy caterpillar snack.



Caterpillar race table.

Name	Attempt 1. Time in seconds taken.	Attempt 2

## Literacy stories.


<https://www.youtube.com/watch?v=YINiZVW5kgl> Amandy's butterfly

<https://www.youtube.com/watch?v=1s98XAIFLuc> Monkey Puzzle

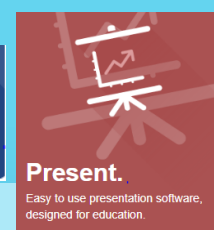
<https://www.youtube.com/watch?v=0srAh8cvjWE> My, Oh My, A Butterfly



Topic



# Topic Task grid



## Numeracy

<https://www.topmarks.co.uk/ordering-and-sequencing/caterpillar-ordering>

Can you select a level and sequence the numbers on the caterpillar.

## Creative.

[https://www.youtube.com/watch?v=3v\\_JYQC30i4](https://www.youtube.com/watch?v=3v_JYQC30i4)

Encourage your child to watch and follow the video to independently make a moving caterpillar. Decide on a distance for your race – measure it out and record your families results in a table.

## ICT / Literacy.

Can you make a presentation about a caterpillar log into HWB and click on J2 office. Then select present and you can create a title page and add facts you have learnt about caterpillars or you could choose butterfly.

## Health and well-being.

Can you create a healthy caterpillar snack remember to be careful with a knife but try and do this task independently.

## Literacy.

Enjoy listening to a story with a caterpillar or butterfly in them ideas in the WAGOLL.

Or

Search around your house have you got any books with a caterpillar or butterfly in that you can enjoy reading for pleasure.



## Literacy.

Can you write about an experience this year where you have grown, got better at something or developed a new skill. It could be in school or home. You can do this in your red book or on HWB.



Year 2 – Friday 17th July 2020 – Topic Task





# Reading Answers

Year 2 - Friday 17th July 2020 - Reading Answers



Maths

# Maths Answers

Which number comes next?

2	4	6	8	10	12	
3	6	9	12	15	18	
4	8	12	16	20	24	
5	10	15	20	25	30	
6	12	18	24	30	36	
7	14	21	28	35	42	
8	16	24	32	40	48	

14	16	18	20	22	24	26
21	24	27	30	33	36	
28	32	36	40	44	48	
35	40	45	50	55	60	
42	48	54	60	66	72	
49	56	63	70	77	84	
56	64	72	80	88	96	



# Literacy Answers

Year 2 - Friday 17th July 2020 - Literacy Answers



**Topic**

# Topic Answers

Year 2 - Friday 17th July 2020 - Topic Answers