

Reception

Home-learning

Friday
10th July 2020



Gelliswick Church in Wales
VC Primary School



Welcome to today's home learning for Reception

Croeso i ddysgu adref heddiw am Dosbarth Derbyn



Check-in



Home learning



Staying safe



Class Dojo






Staying safe



Article 24:

You have the right to the best possible health. You should have good quality health care, clean water, nutritious food and a clean environment to stay healthy.

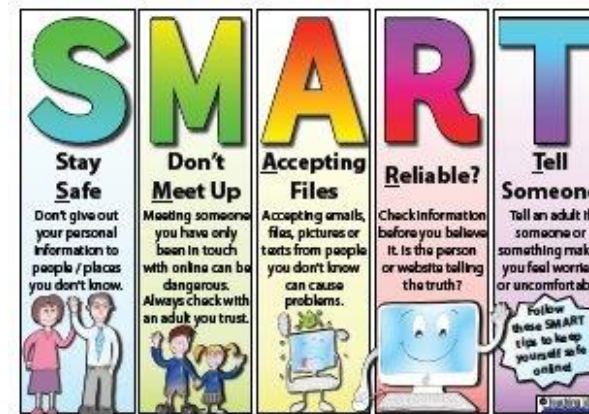


Article 19:

You should be kept safe from all forms of violence, abuse, neglect and bad treatment by parents or anyone else who looks after you.



Online safety:



If you are worried about something, speak to a **grown-up** at home, if you can.



If you cannot speak to someone at home, you can call **ChildLine** for free.



If you can't speak to a grown-up at home, click on the worry box.



Reception – Friday 10th July 2020 – Keeping you safe



Your learning for today

Click on the links below to find your learning for today.

★ Learning should not take more than 2 hours per day

★ Please upload your learning to your Class Dojo portfolio to get feedback from your teacher.



Reading



Maths



Literacy



Topic

Reception - Friday 10th July 2020 - Home Learning Menu



Reading

Introduction

WAGOLLS and help

Task



Reading



Reading Introduction



The MORE
that you read,
the MORE things
you will know.
The MORE that you
Learn,
the MORE places you'll go.



Please follow this link to Oxford Owl

<https://www.oxfordowl.co.uk/>

Then join and log in.

We will be putting on daily links to take you to free books to read with your child.




Reading WAGOLLS and extra help



Help your child with
reading

I Spy Play 'I Spy' games. Can you find words beginning with...? Can you find a picture of a...? How many... can you see?	Ask Questions Ask questions about the story as you read it e.g. What is the story about? Why do you think they made that choice? Was it a good choice? Why did that happen? What do you think will happen next? What was your favourite part of the story? Why?	
Make it Fun Enjoy reading together. Give characters funny voices and engage with the pictures. Make a game out of finding words that rhyme or start with the same sound.	Be Seen Play 'I Spy' games. Can you find words beginning with...? Can you find a picture of a...? How many... can you see?	Get Out Go to your public library regularly. Find the books you loved as a kid to read together.
Create Use reading to inspire drawings or new stories.	Go Online Look online & in app stores for appropriate word & spelling games.	Make Space Have a special place or a certain time when you read together.
Read everything out loud. Books, poems, nursery rhymes, newspaper & magazine articles, food labels... anything that is close to hand!		






Reading Task


Please follow the link for your child's group
You will need to log in to Oxford owl to access the link

Gwyrdd




<https://www.oxfordowl.co.uk/api/interactives/13017.html>

Coch




https://www.oxfordowl.co.uk/api/digital_books/1348.html

Glas



https://www.oxfordowl.co.uk/api/digital_books/1428.html

Porffor



<https://www.oxfordowl.co.uk/api/interactives/13029.html>

Reception - Friday 10th July 2020 - Reading Task



Maths

Introduction and WAGOLLS



Task





Maths

Maths Introduction and WAGOLS

Shapes!

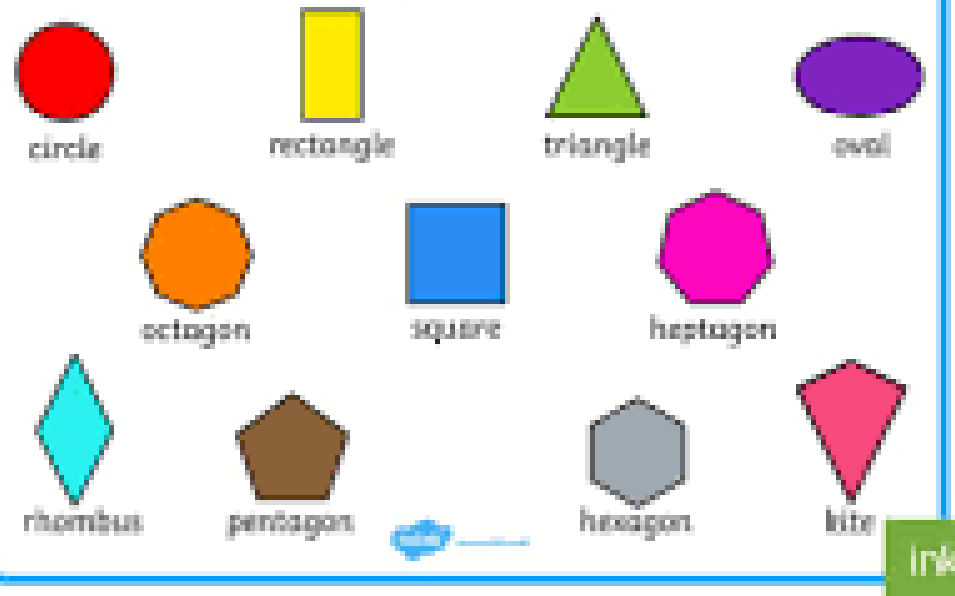
Let's recap our shapes! Ready, Set, Go!

SHAPES SCAVENGER HUNT

- Find something that turns that is a circle.
- Find something in the kitchen that is a square.
- Find 4 things that are rectangles.
- Find something in the shape of a heart.
- Find something in your room that is a rectangle.
- Find something that is a cylinder in the kitchen.
- Find something that is the shape of a triangle.
- Find something shaped like a cube.
- Find 3 things that are circles.



2D Shape Word Mat



Reception - Friday 10th July 2020 - Maths Introduction



Maths Task

Top Marks Maths- Ordering Numbers.

Porffor and Glas (Practise forwards 1-20 and backwards 1-20)

<https://www.topmarks.co.uk/ordering-and-sequencing/caterpillar-ordering>

Gwyrdd and Coch (Practise forwards 1-10 and backwards 1-10)

<https://www.topmarks.co.uk/ordering-and-sequencing/caterpillar-ordering>



Literacy

Introduction

Task



Literacy

Reception – Friday 10th July 020 – Literacy Menu



Literacy Introduction

Letters of the Alphabet!

Sometimes worms forget the letters of the alphabet! I told them you were really good at remembering the letters and could help them! Are you up for the challenge? Watch this video to help remind you!

<https://www.youtube.com/watch?v=hKakY4OQthA>

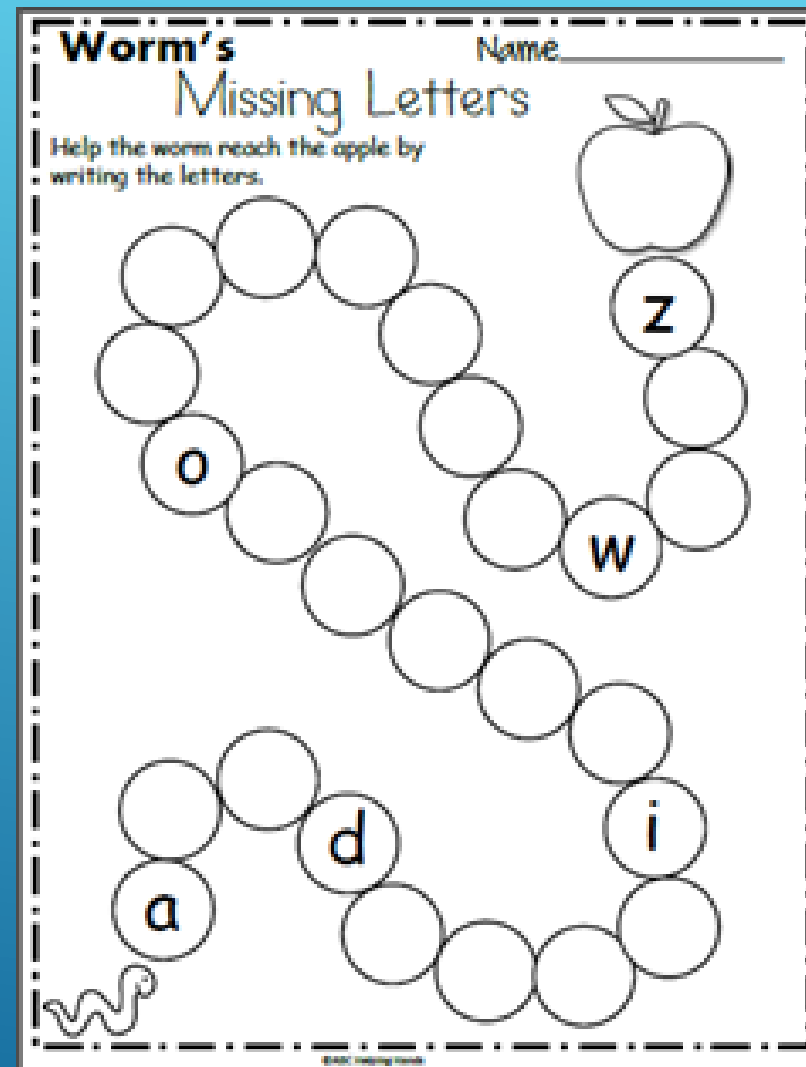




Literacy Task

Letters of the Alphabet!

Can you start at the worm and fill in the letters of the alphabet. Can you form them all correctly?





Topic



Introduction



WAGOLLS and help



Tasks



Topic



Topic


Topic Introduction

This week we are learning all about worms!!!!

Listen to this lovely story

"I can only draw worms!"

Read by the author Will Mabbott



<https://www.youtube.com/watch?v=bi1Wpbz6zGk>



Topic

Topic WAGOLLS and extra help



Hungry worm craft.



Worm Race!



Cheerio Worms



Edible Worms



Pasta Pattern Worm.



Topic

Topic Tasks

Please pick one preferred activity each day. You may want to ask your child which one they would like to do :) See the previous slide for ideas and examples for each activity!

Creative: Worm Race!

Who will win the paper worm race? Watch this video on how to make and race your own paper worm!

<https://www.youtube.com/watch?v=lxEhFgJ-Bjk>

Music: Herman the Worm

Watch this video. Can you join in?

<https://www.youtube.com/watch?v=0-rg7EI1x4>

Ask an adult to test you and see if you can remember all the things that Herman ate?

Creative: Hungry worm!

Can you make your very own hungry worm using a paper plate? What is your worm eating? See the previous slide for ideas.

Cooking: Edible worm

Can you make your own edible worm? See the previous slide for some ideas!

Creative: Pasta Worm

Can you make your own wiggly worm by threading pasta onto a string? Can you colour the pasta in to make different patterns. See the previous slide for ideas.