

Little Haven
Group 1
Home-learning
Print Version
Week Beginning
Monday 6th July 2020




Gelliswick Church in Wales
VC Primary School

Reading

Help your child with
reading

I Spy Play 'I Spy' games. Can you find words beginning with...? Can you find a picture of a...? How many... can you see?	Ask Questions Ask questions about the story as you read it e.g. What is the story about? Why do you think they made that choice? Was it a good choice? Why did that happen? What do you think will happen next? What was your favourite part of the story? Why?	
Make it Fun Enjoy reading together. Give characters funny voices and engage with the pictures. Make a game out of finding words that rhyme or start with the same sound.	Be Seen Play 'I Spy' games. Can you find words beginning with...? Can you find a picture of a...? How many... can you see?	Get Out Go to your public library regularly. Find the books you loved as a kid to read together.
Create Use reading to inspire drawings or new stories.	Go Online Look online & in app stores for appropriate word & spelling games.	Make Space Have a special place or a certain time when you read together.

Read everything out loud.
Books, poems, nursery rhymes, newspaper & magazine articles, food labels... anything that is close to hand!



Maths

Monday



Super Spiders

A spider has eight legs. How many different ways can you put the legs on to the spider's body? How many legs will go on each side? Can you write a number sentence for your spiders?

The first one has been done for you.



Can you find different ways to put eight legs onto the spiders?



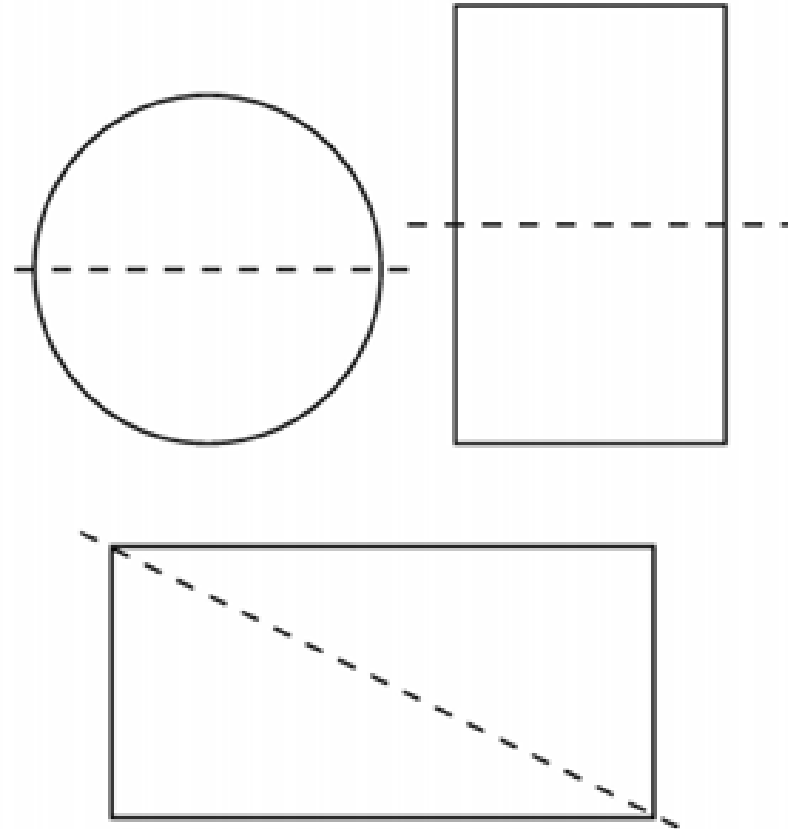
Quick questions!

Did you notice any patterns?

Have you found all of the different combinations?

How do you know?

Tuesday Finding Half.



Draw these shapes in your book. Can you colour half of the shape green and half of the shape red? How much of each shape is coloured in?

Wednesday

Maths Task

Halving




**Can every number
be halved?**

Ask an adult to place
different amounts
of counters / objects in top
box.

Can you share them into the
2 boxes?

Can all numbers be shared
fairly?

Maths Task




How many different shapes can you find from the grid in Walters Web??
Can you colour code them and record the results on a bar chart?

Walter's web.						
1						
2						
3						
4						
5						
6						
7						
	○	△	▭	□	⬡	◇

Maths Task

Roll a Spider!

This is a fun game to see how quickly you can draw a complete spider. Roll your dice and draw the body part it says. How long does it take you to have all the body parts? Can you play with a partner?




Literacy

Monday

Listen to the story 'Walters Wonderful Web'!

<https://www.youtube.com/watch?v=AQ9MK2zqvOw>



Listen to the story.
Can you draw your favourite web from the story and write 1 sentence. Eg, Walter's web was big.

If you cannot find the online story read the story on the next page and write a sentence about it.

Literacy Task

Little Spider's First Web

A big spider saw a little spider.
The little spider was spinning a web.
It was her first web.
The big spider got on his web.
And he began to swing.

A fly saw the big spider on his web.
He said,
"Why do you swing, big spider?"
"I swing because little spider
is spinning her first web."
The fly said,
"Then I will buzz.
I will buzz and buzz."

A bee heard the fly buzz.
She said,
"Why do you buzz, little fly?"
"I buzz because little spider is spinning her first web."
The bee said,
"Then I will hum.
I will hum and hum."

The cricket heard the bee hum.
He said,
"Why do you hum, little bee?"
"I hum because little spider is spinning her first web."
The cricket said,
"Then I will chirp.
I will chirp and chirp."

The ant heard the cricket chirp.
She said,


"Why do you chirp, cricket?"
"I chirp because little spider is spinning her first web."
The ant said,
"Then I will run to and fro.
I will run and run."

A butterfly saw the ant run to and fro.
She said, "Why do you run to and fro?"
"I run because little spider is spinning her first web."
The butterfly said,
"Then I will fly.
I will fly and fly."

The bird saw the butterfly.
She said,
"Why do you fly, butterfly?"
"I fly because little spider is spinning her first web."
The bird said,
"Then I will sing.
I will sing and sing.
I will make the children happy."

The children heard the bird sing.
They saw the butterfly fly.
They saw the ant run to and fro.

They heard the cricket chirp.
They heard the bee hum.
They heard the fly buzz.
They saw the big spider swing on his web.
They saw the little spider spinning her first web.
The children were happy.



Literacy

Tuesday


Boris the Spider

Read the poem below.
Can you pick out the words that rhyme?
Remember rhyming words are words that sound the SAME!



Boris the Spider

Pick the correct missing word to complete each rhyme.




Boris the spider is big and **SCARY**.
Boris the spider is fat and _____

slow
hairy
shout

On the night that Boris got **OUT**,
you should have heard my mum and dad _____

"Stop that spider!
Don't let him **go**!"
But Boris was fast,
and we were _____




A cartoon illustration of Boris the Spider scaring a group of people. The people are running away in a panic, and Boris is chasing them. The scene is set in a park-like area with trees and a path.

What word is missing?

Now that you know all about rhyming words can you read this poem and help Boris the spider to find the missing rhyming word?

Literacy Task



Wednesday

Trace the letter W.



Walter and Web both begin with the letter W.

Can you practise writing the letter w?

Watch Mrs Williams to help remind you. Remember to start at the top!

Can you draw and label 6 things beginning with w?

Literacy Task

Thursday

Spiders

They have eight legs and fangs that inject venom.

Most make silk.

Almost all spiders are predators, and most eat insects.

They catch their prey in several ways.

Some build a spider web, and some use a thread of silk that they throw at the insect.

Some kinds of spiders hide in holes in the ground, then run out and grab an insect that walks by.

Others will make web 'nets' to throw at passing insects.

Or they go out and simply attack their prey. Some can jump quite well and hunt by sneaking close to an insect and then jumping on it.

Now you have listened to all the facts can you write down your favourite fact about spiders? Underneath your fact can you draw your own spider and give him a name?





Friday

Literacy

Spider starts with the 'sp' sound. Can you practise saying this sound? Watch this video and learn more about the 'sp' sound.

SP

<https://www.youtube.com/watch?v=cjc0QmLq9wg>




Now that you know all about the 'sp' sound, can you draw and label 6 things that begin with this sound?



Topic Introduction

This term we are going to be learning all about Minibeasts! Each week we will pick a different minibeast. This week we are going to learn all about spiders!!!!



Watch this video of Zoologist Jess French, who takes a look at some spiders, then accompanies a group of children to have a look for webs and eggs.

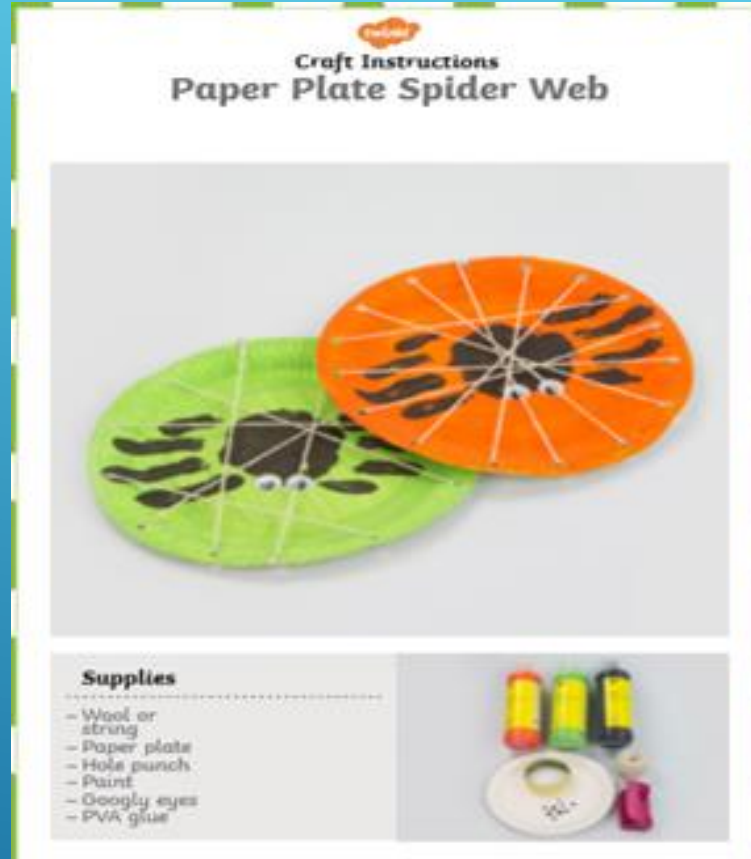


<https://www.youtube.com/watch?v=WUx2qqPUyOI>

Topic WAGOLLS and extra help



Disco Dough



Paper plate spider web



Spider Puppet



Spider Printing

Topic Tasks

Please pick one preferred activity each day. You may want to ask your child which one they would like to do :) See the previous slide for ideas and examples for each activity!

Creative:

Watch this video and have a go at creating your own disco dough!

<https://www.youtube.com/watch?v=KSBO8N4ctJg>

Creative:

Can you make your own spider puppet? Once you have made your spider puppet can you create your own story?

Physical:

Watch this video on Just Dance and join in with the Incy Wincy spider dance!

<https://www.youtube.com/watch?v=tHOMly0VCoY>

Creative:

Spider printing! Can you use a toilet roll to print pictures of spiders? What can you add to your picture to make it look real? See previous slide for ideas!

Creative:

Paper plate spider web. Can you make your own spider web for a spider to live in? See the previous slide for some ideas!