

# Reception

## Home-learning

### Thursday

### 9th July 2020



Gelliswick Church in Wales  
VC Primary School



# Welcome to today's home learning for Reception

## Croeso i ddysgu adref heddiw am Dosbarth Derbyn



Check-in



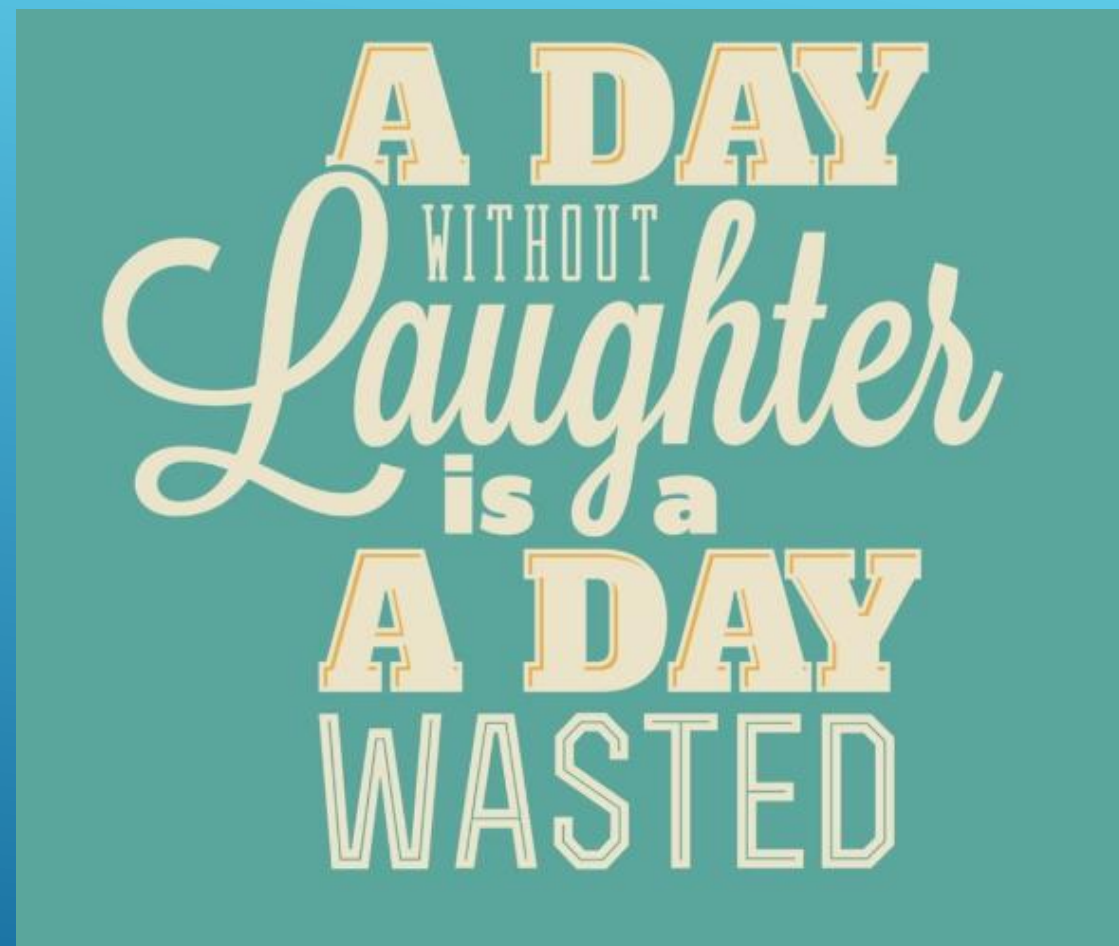
Home learning



Staying safe



Class Dojo






# Staying safe



## Article 24:

You have the right to the best possible health. You should have good quality health care, clean water, nutritious food and a clean environment to stay healthy.



## Article 19:

You should be kept safe from all forms of violence, abuse, neglect and bad treatment by parents or anyone else who looks after you.



## Online safety:



If you are worried about something, speak to a **grown-up** at home, if you can.



If you cannot speak to someone at home, you can call **ChildLine** for free.



If you can't speak to a grown-up at home, click on the worry box.







# Your learning for today

Click on the links below to find your learning for today.

★ Learning should not take more than 2 hours per day

★ Please upload your learning to your Class Dojo portfolio to get feedback from your teacher.



Reading



Maths



Literacy



Topic



# Reading

Introduction

WAGOLLS and help

Task



Reading



# Reading Introduction

The MORE  
that you read,  
the MORE things  
you will know.  
The MORE that you  
Learn,  
the MORE places you'll go.



## Literacy Tip of the Week

For a child, the **more time spent with a parent reading** aloud increases his or her level of attachment, enhances a sense of security, and imparts the knowledge that their parent feels they are worthwhile people with whom to spend time.

(How to Raise a Reader)







# Reading WAGOLLS and extra help

**Help your child with reading**

<b>I Spy</b> Play 'I Spy' games. Can you find words beginning with...? Can you find a picture of a...? How many... can you see?	<b>Ask Questions</b> Ask questions about the story as you read it e.g. What is the story about? Why do you think they made that choice? Was it a good choice? Why did that happen? What do you think will happen next? What was your favourite part of the story? Why?
<b>Make it Fun</b> Enjoy reading together. Give characters funny voices and engage with the pictures. Make a game out of finding words that rhyme or start with the same sound.	<b>Be Seen</b> Play 'I Spy' games. Can you find words beginning with...? Can you find a picture of a...? How many... can you see?
<b>Create</b> Use reading to inspire drawings or new stories.	<b>Go Online</b> Look online & in app stores for appropriate word & spelling games.
<b>Get Out</b> Go to your public library regularly. Find the books you loved as a kid to read together.	
<b>Make Space</b> Have a special place or a certain time when you read together.	

**Read everything out loud.**  
 Books, poems, nursery rhymes, newspaper & magazine articles, food labels... anything that is close to hand!

What did the character just do?

Why do you think that they did that?

What do you think the character is like?

What do you think will happen next?

Why do you think that?

What do you think the story is about?



# Reading Task

Please follow the link for your child's group  
You will need to log in to Oxford owl to access the link

Gwyrdd



Coch



Glas



Porffor



Reception - Thursday 9th July 2020 - Reading Task





# Reading Task

Gwyrdd and Coch

In the bin .

Put this bag in **the** bin.



Put this hat in **the** bin.



Put this rug in **the** bin.



Put **the** lid on.



Read the story again then try and answer these questions -

What is the second thing mum asks the boy to put in the bin?

Why can't they put the lid on the bin?

What sorts of things do you put in the bin?



# Reading Task

Glas

My dog Ned.

This is Ben. This is Ned.  
Ned is Ben's dog. Ned has a bad leg.



This is **the** vet.  
**"My** dog has got a bad leg," **said** Ben.



"Sit, Ned," **said the** vet.  
Ned sat.  
**I** will rub this on his leg," **said the** vet.



"Get up, Ned," **said the** vet.  
Ned got up. Crash!  
"Sit, Ned," **said the** vet. "Sit!"  
Wag, wag. Lick, lick!



Read the story again then try and answer these questions -

Why did Ben take Ned to the vet?

What did the vet do to help Ned?

How does Ned feel now?



# Reading Task

## A map in **the** attic

Zac and Yasmin see a green box in Grandad's attic.  
Yasmin peeps in and sees a map. Zac **looks** at **the** map.  
"**We** must get **to** this big rock," **he** says.  
**They** set off up the steep hill.



**They go** past a deep pond with  
six ducks swimming on it.  
**They go** past a flock **of** sleepy sheep.  
At last, **they** see a rock next **to** three trees.



Yasmin sees a tin in a crack in **the** rock.  
In it **are** three tickets **for** next week's match.  
"Grandad has been tricking us!" says Zac.  
"But it's a very **good** trick, Grandad!"



## Porffor

Read the story again then try and answer these questions -

What colour is the box in the attic?

Where does Zac think they must get to?

Who do you think hid the map in the attic?





# Maths

## Introduction and Wagolls

### Task

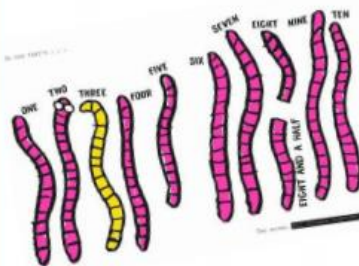




Maths

# Maths Introduction and WAGOLLS

## Superworm!!



### Talking Together

We can see the worms he draws  
look a bit like our number  
lines at school!

Draw your worms but start at different numbers!




White  
Rose  
Maths



Maths

# Maths Task

These worms all start with different numbers (4, 8, 15, 10). Can you draw these worms in your books and write the numbers that come next?



Reception- Thursday 9th July 2020 - Maths Task





# Literacy



## Introduction/ WAGOLL's



## Task

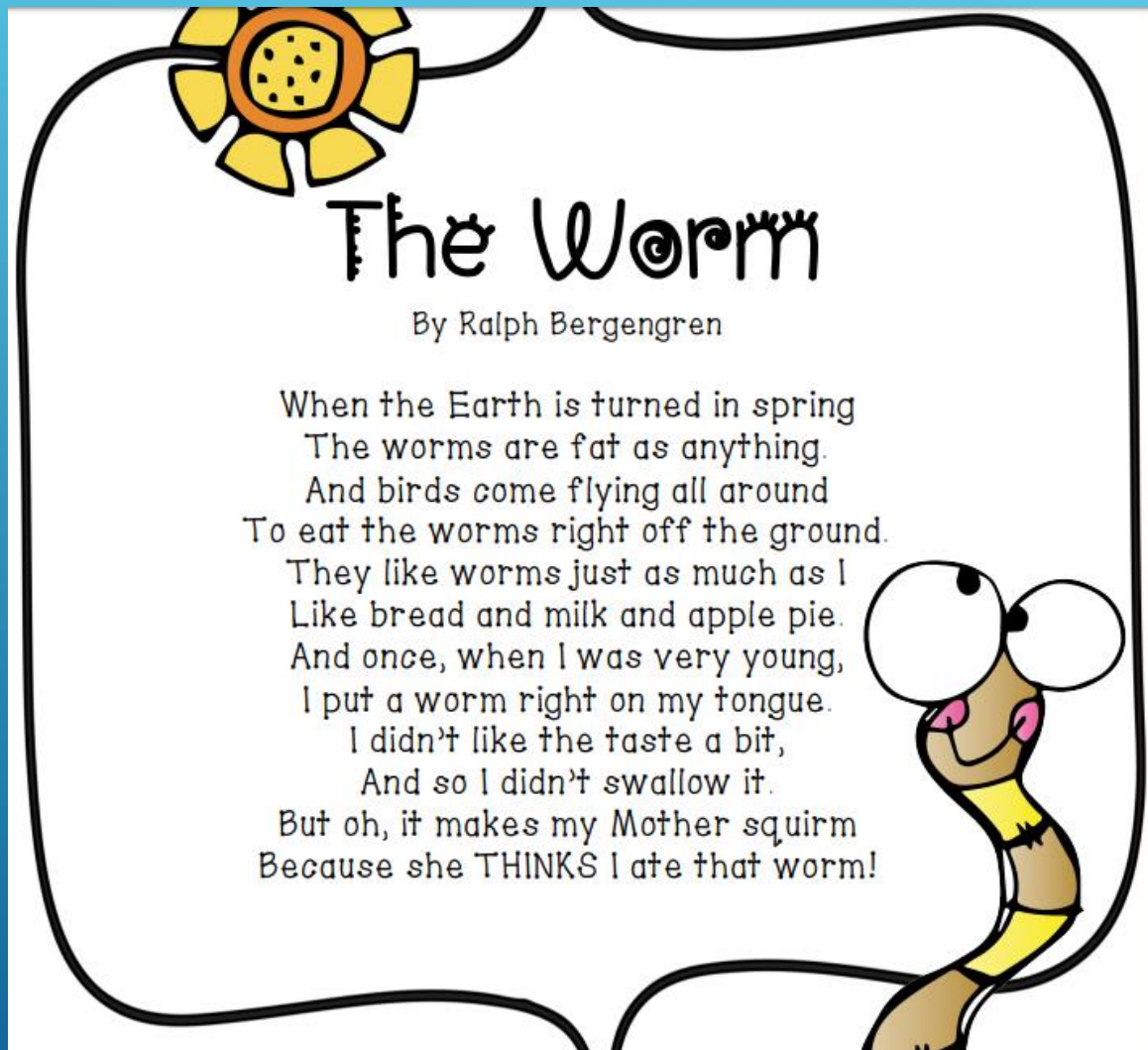


**Literacy**



Literacy

# Literacy Introduction



## The Worm

By Ralph Bergengren


When the Earth is turned in spring  
The worms are fat as anything.  
And birds come flying all around  
To eat the worms right off the ground.  
They like worms just as much as I  
Like bread and milk and apple pie.  
And once, when I was very young,  
I put a worm right on my tongue.  
I didn't like the taste a bit,  
And so I didn't swallow it.  
But oh, it makes my Mother squirm  
Because she THINKS I ate that worm!

## The Worm

**Ask an adult to read you  
this poem about a  
worm- make sure you  
have your listening hat  
on as you will be  
answering questions  
soon!**



# Literacy Task



## The Worm



- 1) What season are worms the fattest?
- 2) What animal likes to eat the worms?
- 3) When the boy was very young, where did he put a worm?
- 4) Who thinks the little boy ate a worm?

Reception – Thursday 9th July 2020 – Literacy Task





# Topic



Introduction



WAGOLLS and help



Tasks





Topic

# Topic Introduction

This week we are going to learn all about worms!!!!

Listen again and join in with this super worm song all about Wiggly Woo!



[https://www.youtube.com/watch?v=vdWsez-  
CD5o](https://www.youtube.com/watch?v=vdWsez-CD5o)



Topic

# Topic WAGOLLS and extra help



Hungry worm craft.



Worm Race!



Cheerio Worms



Edible Worms



Pasta Pattern Worm.





Topic

# Topic Tasks

Please pick one preferred activity each day. You may want to ask your child which one they would like to do :) See the previous slide for ideas and examples for each activity!

## Creative: Worm Race!

Who will win the paper worm race? Watch this video on how to make and race your own paper worm!

<https://www.youtube.com/watch?v=lxEhFgJ-Bjk>

## Music: Herman the Worm

Watch this video. Can you join in?

<https://www.youtube.com/watch?v=0-rg7EI+1x4>

Ask an adult to test you and see if you can remember all the things that Herman ate?

## Creative: Hungry worm!

Can you make your very own hungry worm using a paper plate? What is your worm eating? See the previous slide for ideas.

## Cooking: Edible worm

Can you make your own edible worm? See the previous slide for some ideas!

## Creative: Pasta Worm

Can you make your own wiggly worm by threading pasta onto a string? Can you colour the pasta in to make different patterns. See the previous slide for ideas.