

Reception

Home-learning

Tuesday
14th July 2020



Gelliswick Church in Wales
VC Primary School



Welcome to today's home learning for Reception

Croeso i ddysgu adref heddiw am Dosbarth Derbyn



Check-in



Home learning



Staying safe



Class Dojo

Mistakes are
PROOF
that you are
TRYING




Staying safe



Article 24:

You have the right to the best possible health. You should have good quality health care, clean water, nutritious food and a clean environment to stay healthy.



Article 19:

You should be kept safe from all forms of violence, abuse, neglect and bad treatment by parents or anyone else who looks after you.



Online safety:



If you are worried about something, speak to a **grown-up** at home, if you can.



If you cannot speak to someone at home, you can call **ChildLine** for free.



If you can't speak to a grown-up at home, click on the worry box.





Your learning for today

Click on the links below to find your learning for today.

★ Learning should not take more than 2 hours per day

★ Please upload your learning to your Class Dojo portfolio to get feedback from your teacher.



Reading



Maths



Literacy



Topic

Reception- Tuesday 14th July - Home Learning Menu



Reading

Introduction

WAGOLLS and help

Task




Reading



Reading Introduction

The MORE
that you read,
the MORE things
you will know.
The MORE that you
Learn,
the MORE places you'll go.



Green words are words we can
sound out or 'Fred'

van him got mud in shed

Fat cat stop fish that will

Street sheet feet cheek
snow glow throw

How many words could you sound out?



Reading WAGOLLS and extra help

Help your child with reading

I Spy Play 'I Spy' games. Can you find words beginning with...? Can you find a picture of a...? How many... can you see?	Ask Questions Ask questions about the story as you read it e.g. What is the story about? Why do you think they made that choice? Was it a good choice? Why did that happen? What do you think will happen next? What was your favourite part of the story? Why?
Make it Fun Enjoy reading together. Give characters funny voices and engage with the pictures. Make a game out of finding words that rhyme or start with the same sound.	Be Seen Play 'I Spy' games. Can you find words beginning with...? Can you find a picture of a...? How many... can you see?
Create Use reading to inspire drawings or new stories.	Go Online Look online & in app stores for appropriate word & spelling games.
Get Out Go to your public library regularly. Find the books you loved as a kid to read together.	Make Space Have a special place or a certain time when you read together.

Read everything out loud.
 Books, poems, nursery rhymes, newspaper & magazine articles, food labels... anything that is close to hand!

What did the character just do?

Why do you think that they did that?

What do you think the character is like?

What do you think will happen next?

Why do you think that?

What do you think the story is about?



Reading Task

Please follow the link for your child's group

Gwyrdd



Coch



Glas



Porffor



Reception – Tuesday 14th July 2020 – Reading Task



Reading Task

Gwyrdd and Coch

Got him.

*Do you like playing hide and seek?
In this story the children are looking for places to hide.*

1 2 3 4 5 6 7 8 9 10



In the van. Got him



In the shed. Got him.



In the mud. Got him.



Yuk!



Read the story again and then answer these questions -

Where is the first boy hiding?

Which hiding place do you think is the best?

Where so you hide if you play hide and seek?



Glas

Reading Task



Six Fish.

This story is about 2 friends - Pug dog and Fat cat.

Fat cat had 1 fish.

Fat cat had 2 fish . Fat cat had 3 fish .



"Stop!" **said** Pug dog.

"That is a lot **of** fish ! You will pop, Fat cat!"



"**I** will not stop," **said** Fat cat.

"**I** will not pop!"



Fat cat had 4 fish. Fat cat had 5 fish.

Fat cat had 6 fish.



Pop!



Read the story again and then answer these questions -

Why was Pug dog worried about Fat cat?

Which words tell us he was worried?

Why was Fat cat not worried?

Did Fat cat go pop?



Reading Task

Porffor

Snow

Do you love snow? It makes you want to run outside and make a snowman.

Follow me, follow me, into the street.

It snowed last night. See a soft, bright sheet.

Play in the snow with stamping feet.



Throw a snowball, quick as a jet.

Throw it at a snowman - did you hit him yet?

Snow sticks to my wellingtons. Soft and wet.



Three sleepy children, standing in a row.

I'm hot in my fleece and my pink cheeks glow.

I throw my hat off, into the snow.



Read the story again and then answer these questions -

What does the snow look like?

What do the children do in the snow?

How fast does the snowball travel?



Maths

Introduction and Wagolls



Task





Maths

Maths Introduction and WAGOLLS

This week in maths we will be learning all about patterns!

<https://www.bing.com/videos/search?q=youtube+pupm+the+pattern&docid=607992761402067080&mid=ECC7DC93E704EA4A1169ECC7DC93E704EA4A1169&view=detail&FORM=VIRE>

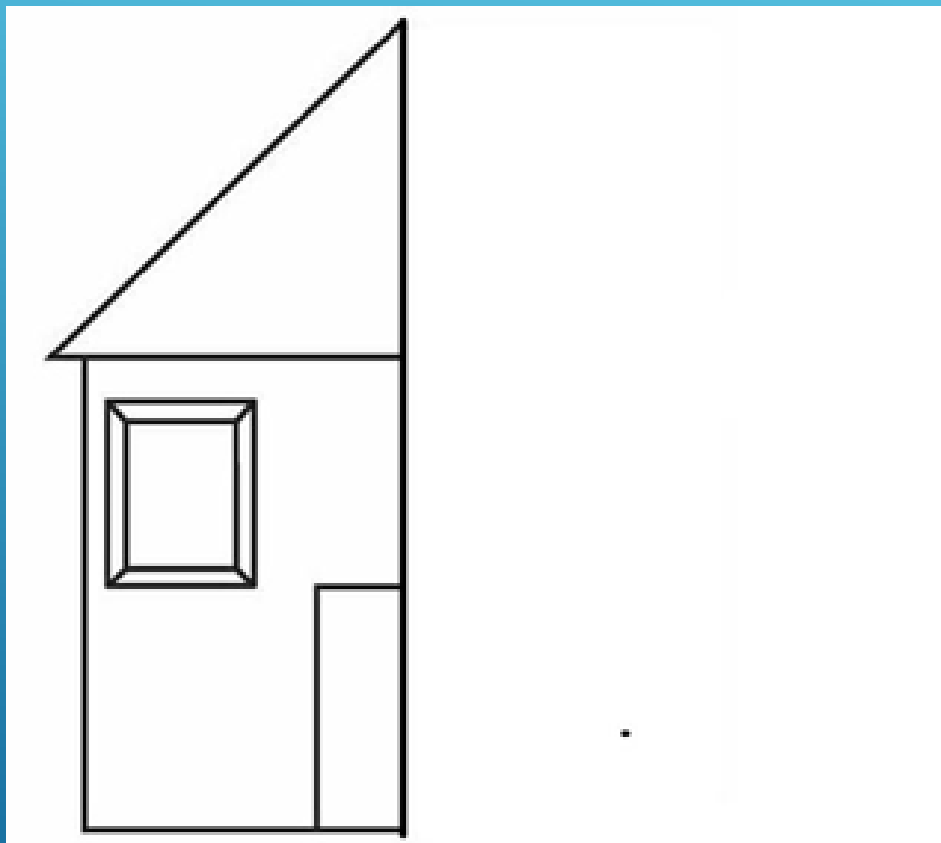


Learn all about patterns and get fit at the same time!!! It's time to get moving!



Maths

Maths Task



The ants are getting a bit cold outside and have found a cosy house to live in, but there's one problem - half of it is missing!

Can you use your symmetry skills to draw the other half of the house? Next, you need to decorate the house, but remember, whatever pattern you do on one side, you must do on the other! You may want to ask an adult to do a pattern on one half and see if you can copy it on the other.



Literacy



Introduction and WAGOLL



Task




Literacy



Literacy Introduction

Ant has the sound 'an' in it. Can you practise saying this sound?


'Ant'





Literacy Task

Let's think about 'an'. What words can you think of with this sound in it? Write the words in your book. You may want to draw pictures to go with them!





Topic

Introduction

WAGOLLS and help


Tasks





Topic

Topic Introduction




This term we are going to be learning all about Minibeasts! Each week we will pick a different minibeast. This week we are going to learn all about ants !!!!

Watch me and learn all about ants!!!

Zoologist Jess French Jess looks at an ant colony with its queen and many worker ants.

<https://www.youtube.com/watch?v=cXUCUvcscXs>



Reception - Tuesday 14th July 2020 - Topic Introduction



Topic

Topic WAGOLLS and extra help



Ant Rock Painting!



Paper Ants!!



Walking Ants!



Ant Cupcakes!!

Reception - Monday 13th July 2020 - Topic WAGOLLS and extra help



Topic

Topic Tasks

Please pick one preferred activity each day. You may want to ask your child which one they would like to do :) See the previous slide for ideas and examples for each activity!

Creative: Ant Rock Painting

Can you find a rock outside and paint some ants on it? You may want to hide it in your garden for some ants to find!

Physical: Arnold the Ant Cosmic Yoga!

Have a go at this fun cosmic yoga session!

<https://www.youtube.com/watch?v=iWowDC3x0hE>

Cooking: Ant Cupcakes!

Can you bake some cupcakes or biscuits and decorate them with ants? See the previous slide for ideas!

Creative: Paper Ants!

Make your very own paper ant!
See the previous slide for ideas!
Can your ant have a pair of underpants on??

Creative: Walking Ants!

Have a go at making your very own walking ant. You can use toilet rolls of rolled up paper. See the previous slide for some ideas!