

# Marloes Class

## Home-learning

### Red Group

20th July 2020



Gelliswick Church in Wales  
VC Primary School



# Welcome to this week's home learning for Marloes

## Croeso i ddysgu adref heddiw am Marloes



Check-in



Home learning



Staying safe



Class Dojo

All your learning for the week is in this pack. Please check everyday to see what you need to do.

Marloes Class- Learning for week beginning 20th July 2020 - Home page






# Staying safe



## Article 24:

You have the right to the best possible health. You should have good quality health care, clean water, nutritious food and a clean environment to stay healthy.



## Article 19:

You should be kept safe from all forms of violence, abuse, neglect and bad treatment by parents or anyone else who looks after you.



## Online safety:



If you are worried about something, speak to a **grown-up** at home, if you can.



If you cannot speak to someone at home, you can call **ChildLine** for free.



If you can't speak to a grown-up at home, click on the worry box.





# Your learning for this week



Click on the links below to find your learning for today.

★ Learning should not take more than 2 hours per day

★ Please upload your learning to your Class Dojo portfolio to get feedback from your teacher.



**Reading**



**Maths**



**Literacy**



**Topic**



# Reading Task

## **Red and Green Group**

Please practise your flashcards each day

## **Blue Group**

Please practise your flashcards each day

Can you try to spell some of the words on your flashcards and write them in a sentence in your Red Books. Choose 5 different words each day.



# Maths



Monday



Tuesday



Wednesday



Thursday



Friday



Maths

Marloes Class- Learning for week beginning 20th July 2020 - Maths Menu





Maths

# Maths- Monday

Monday 20th July

Here are the activities for today.


We are going over skills we have covered since Easter but we're doing them in a different way.

Your activities today are talking activities and listening activities. You are looking for these sheets for the activities.


## Talking Together

Order the animals by the number of legs they have.

Start with the animal with the fewest legs.



## Talking Together - Guess my Rule





Maths

# Maths-Tuesday

Tuesday 21st July

We are seeing if we can remember to count on and find out how many altogether using the ten frames to help us.

You need your ten frames for this activity and some counters or bricks for the frames.

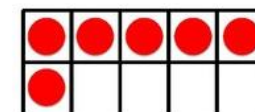
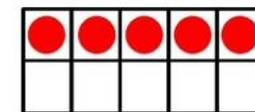
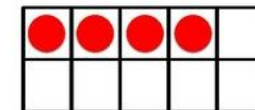
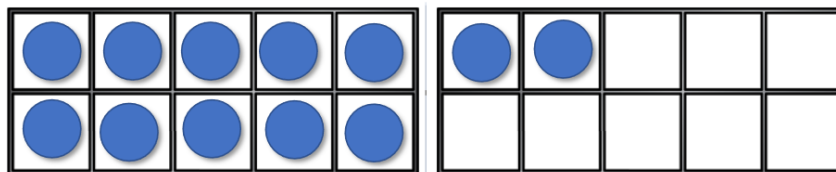
## Talking Together

We will start with a given amount. Here we have two goats.

How many legs?



One more goat comes along. How many legs now?







Maths


# Maths-Wednesday

Wednesday 22nd July

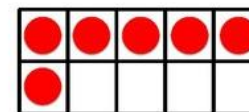
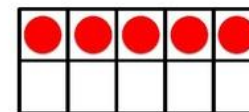
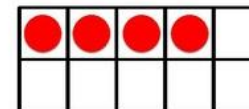
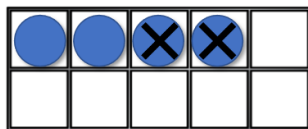
Today's activities are about taking away. You will need the ten frames and some counters to help you. You are looking for these activity sheets in your learning packs.

## Talking Together

Here we have two dinosaurs. How many legs?



One dinosaur goes away. How many legs now?





Maths

# Maths-Thursday

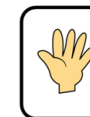
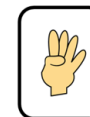
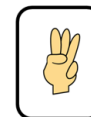
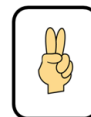
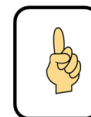
Thursday 23rd July

Today we are looking at combining numbers together to make a total up to 20.

Remember we did this activity before when we used dominoes and hands

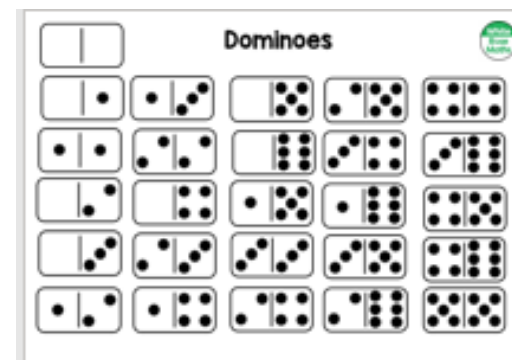

to show numbers up to 20 on the number line.

You need these sheets for this activity.



## Talking Together

We are 2 creatures. We have 6 legs.





Maths

# Farewell Friday



Friday 24th July

On our last day Year 6 get to choose a film to watch and we have a treat. Sometimes it's ice-creams and sometimes it's cake.

So make yourselves comfy and choose a nice treat to eat. Choose a film or do a nice activity with the people in your family and remember all the happy times we spent together as a class.

I know that Mrs Harding, Mrs Phillips and I are going to miss Ffion, Leah and Leon very much. We've worked with you for four years now and seen you grow and achieve great things. We're looking forward to hearing all about how you get on as you start a new journey at your new schools in September.




Marloes Class- Friday 24th July 2020 - Maths Red Group





Home learning

# Literacy



Monday	Tuesday	Wednesday	Thursday	Friday
<p>Listen to the story in the Class Story area.</p> <p>Talk to an adult in your family about your garden at home. What is in your garden? Did you grow anything this year? Would you like to grow somethings?</p> <p>Write a few sentences about your garden and tell me what you like about it or describe it and tell me what it looks like.</p>	<p>Listen to the story again.</p> <p>Choose your favourite vegetable. Can you describe it? Think about what it looks like or feels like when it is in your mouth. What does it taste like or smell like? What do you like to eat with it?</p> <p>I am the potato queen so my favourite food is roast potatoes. I would quite happily eat a plate of roast potatoes-yum yum! What about you?</p>	<p>Listen to the story</p> <p>Practise your flashcard activities. If you are stuck use your sound card to help you sound out the words.</p> <p>Practise writing the words on the handwriting sheets.</p> <p>Blue Group-choose five of the flashcards and use them to write five sentences about Granddad's garden.</p>	<p>Look at the book review sheet.</p> <p>Can you fill in the information about the characters in the story?</p> <p>Where is the story set? – This means where does the story happen.</p> <p>Can you remember some facts for what happens in the story?</p>	<p>Farewell Friday activity-see the maths activity for today.</p>



# Literacy

Marloes Class- Learning for week beginning 20th July 2020 - Literacy Menu





# Topic

## Introduction

Activity One

Activity Two

Activity Three

Activity Four





Topic

# Topic Introduction

## *What are the activities?*

Well this our last week together before the Summer Holidays. It has been a real privilege and pleasure working with all of you while we have been at home, keeping everyone safe!

Our activities this week should be lots of fun that get you outside and thinking. I hope you all have a lovely time over the next few weeks. Remember you can add photos of what you're doing over the holidays to Dojo and we can share them when we come back in September.







Topic

# Topic- Activity One

Lots of you have enjoyed the story of Oliver's garden. I know that some of you have been planting flowers or vegetables at home.

If we had a garden at school what would you like to have in it? Would you like to grow vegetables or fruit to eat? Would you like to plant flowers?

You will need the garden ideas sheet in your learning pack. You can either draw your ideas for a small school garden or you could choose pictures you find in magazines or find pictures on the internet.

Can you show us your ideas for a small garden. Remember it is too small for climbing frames and football pitches.



Marloes Class- Learning for week beginning 20th July 2020 - Topic Task 1






Topic

# Topic- Activity Two

## Enjoy the outdoors

In the story about Oliver's Vegetables there are lots of pictures to do with gardening and things you can find in the garden.

Can you see how many of the objects on the list you can find in your garden? Take pictures of the things that you can find and work out how many points you score. It's one point for each object.







Topic

# Topic- Activity Three

## *We're forever Blowing Bubbles!*

We love making bubbles in class. For this activity you are going to investigate different ways to make bubble mixtures and how to blow the perfect bubble.

Watch the video about making bubble blowers. You will need some help from an adult in your family. You could have a go with your brothers and sisters and make it a fun challenge.



You will need:-  
plastic bottles and cups  
socks  
scissors for cutting the bottles  
elastic bands  
sticky tape  
a wire coat hanger  
glycerine



Click on the picture to go to the instructions for making a bubble wand from a coat hanger.



Topic

# Topic- Activity Four

## Sunflower Challenge

We are at the end of our sunflower challenge this week. So here is your task.

Please take a photo of your sunflower and show us on Dojo. Measure how tall your sunflower has grown. Use the portfolio area to send me a message to say how tall your sunflower grew.

I can then put them in order from smallest to biggest and show everyone how we got on with the challenge!

Here are Mrs Harding's sunflowers. Look how tall they grew!

