

# Year 1

## Home-learning

Tuesday  
14th July 2020



Gelliswick Church in Wales  
VC Primary School



# Welcome to today's home learning for Year 1

## Croeso i ddysgu adref heddiw am Blwyddyn 1



Check-in



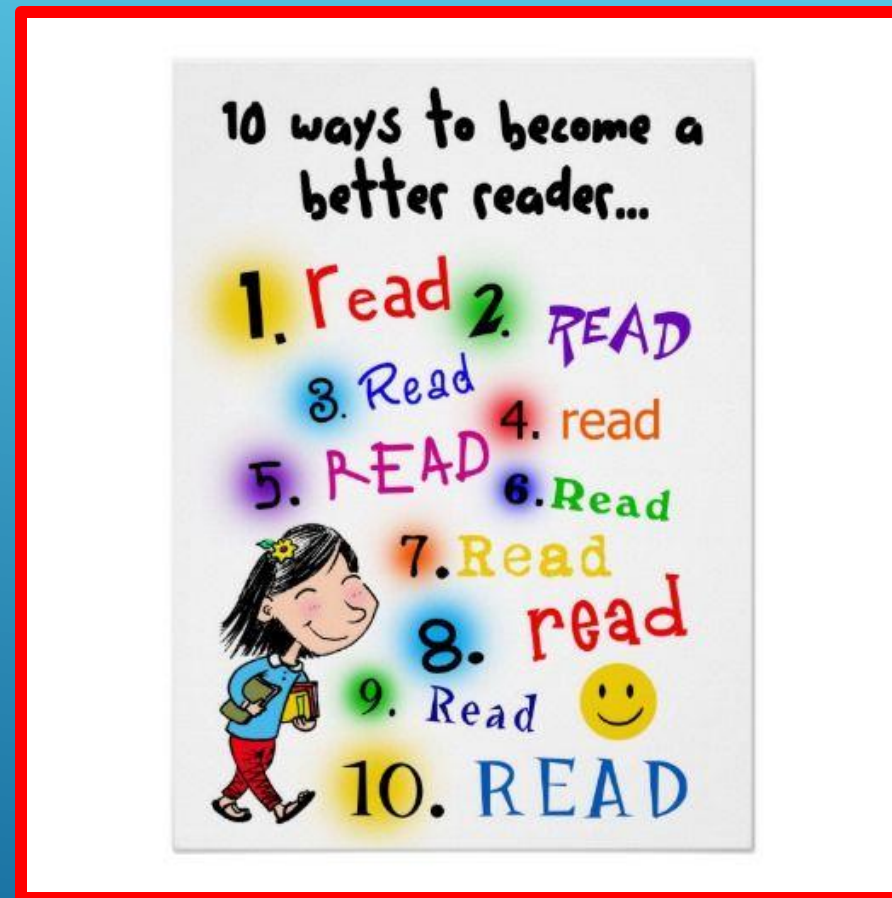
Home learning



Staying safe



Class Dojo






# Staying safe



## Article 24:

You have the right to the best possible health. You should have good quality health care, clean water, nutritious food and a clean environment to stay healthy.

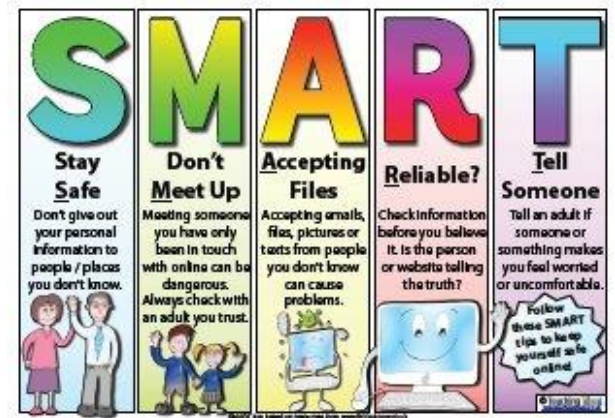


## Article 19:

You should be kept safe from all forms of violence, abuse, neglect and bad treatment by parents or anyone else who looks after you.



## Online safety:



If you are worried about something, speak to a **grown-up** at home, if you can.



If you cannot speak to someone at home, you can call **ChildLine** for free.



If you can't speak to a grown-up at home, click on the worry box.







# Your learning for today

Click on the links below to find your learning for today.

★ Learning should not take more than 2 hours per day

★ Please upload your learning to your Class Dojo portfolio to get feedback from your teacher.



**Daily activities**



**Maths**



**Literacy**



**Topic**

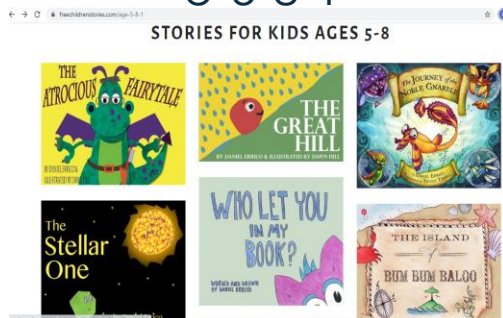


# Daily activities

Please find below some activities that you can do every day.

Read a 'real' book or an online book with an adult.

Try this website-  
<https://www.freechildrenstories.com/age-5-8-1>



Match number words to numerals

<http://www.crickweb.co.uk/ks1/numeracy.html>

Number labelling (under early years) or Two digit number labelling (under key stage 1).



Try some mindfulness exercises

<https://www.youtube.com/watch?v=O29e4rRMv4>



Daily activities

Year 1 - Tuesday 14th July 2020 - Daily Activities



# Maths



Introduction



WAGOLLS and help



Task





# Maths Introduction

**We are continuing to learn about pattern.**



**Patterns are all around us.**







Maths

# Maths WAGOLLS and extra help



Year 1 - Tuesday 14th July 2020 - Maths WAGOLLS and extra help





Maths

# Maths Task

You could go to the beach and collect shells – use the sheet to help you identify them. Then create a repeating pattern, you could include pebbles, driftwood or even seaweed.

Or use the WAGOLL for ideas of other things to use and get creating patterns!



Year 1 - Tuesday 14th July 2020 - Maths Task



# Literacy



Introduction



WAGOLLS and help



Task



Literacy



# Literacy Introduction



Read the story of Norman the Bumblebear again.

<https://www.youtube.com/watch?v=6tvXFif3M1o>

The Queen bee describes Norman as "no ordinary bear".

The other bees describe him in different ways.

Can you find them in the story?

What other adjectives can you think of to describe Norman?





# Literacy WAGOLLS and extra help

## Adjectives in the story

big

special

clever

brilliant

funny

friendly

busy

naughty

fearsome



# Literacy Task

Use adjectives to describe Norman.

You could draw Norman and write the adjectives around the picture.



Or you could write sentences.

You could do this in your exercise book  
or use Hwb/J2easy/Jit5/Write or Mix





# Topic



Introduction



WAGOLLS and help



Tasks







**Topic**

# Topic Introduction

**The topic grid shows some of the many different ways you can extend your learning.**



**Don't forget to share-  
we learn from each other too.**



Topic

# Topic WAGOLLS and extra help



## Honey Biscuits

### Ingredients

To make 30 biscuits you will need:

100g soft butter

100g sugar

1 large tablespoon honey

1 egg yolk

1 level teaspoon cinnamon

180g self-raising flour

### Method

1. Cream the butter and sugar together in the bowl.
2. Beat in the honey and the egg yolk.
3. Add the cinnamon and flour, and mix into soft dough.
4. Using a teaspoon, take small amounts of dough and roll them gently into balls - you should have enough dough for about 30 balls.
5. Place all the balls on a greased baking tray.
6. Cook for 10 minutes at 175°C.
7. Remove biscuits from the oven and place on a wire rack to cool.
8. Eat and enjoy!

### Equipment

1 large bowl

1 wooden spoon

1 tablespoon

1 teaspoon

1 greased baking tray





**Topic**

# Topic Task Grid

Watch the video to find out how bees make honey  
<https://www.youtube.com/watch?v=AECtOFpbqVs>

write down or record yourself talking about the most surprising thing you found out!

Listen to and watch 'The Flight of the Bumblebee'.  
<https://www.youtube.com/watch?v=X14kC-sEH0I>

How does it make you feel? Create a dance or draw a picture to show this feeling.

Create a picture or a model of a bee. You could use HWB, Just2easy, JIT 5, Paint or use the WAGOLL for ideas.



What else could you find out about bees?  
It's up to YOU!

**buzzzzzzzz**

**Make some delicious honey biscuits (See WAGOLL) or make biscuits and decorate them like bees or just enjoy making any biscuits!**

Year 1

Tuesday 14th July 2020

Topic Task